



JABATAN MINERAL DAN GEOSAINS MALAYSIA
Department of Mineral and Geoscience Malaysia

INDUSTRI PERLOMBONGAN MALAYSIA
MALYSIAN MINING INDUSTRY
2018

KEMENTERIAN AIR, TANAH DAN SUMBER ASLI
Ministry of Water, Land and Natural Resources





JABATAN MINERAL DAN GEOSAINS MALAYSIA
Department of Mineral and Geoscience Malaysia

INDUSTRI PERLOMBONGAN MALAYSIA **MALAYSIAN MINING INDUSTRY** **2018**

Compiled by:

**Azemi Hj Eki
Salmiah Nawi
Safura Alias
Mustaza Mustafa
Salehuddin Mohamad
Mohd Zamzuri Ali
Abdul Hasibul Jalil Jusoh**

Obtainable from:

JABATAN MINERAL DAN GEOSAINS MALAYSIA
IBU PEJABAT, ARAS 9, MENARA PJH, NO. 2, JALAN TUN ABDUL RAZAK, PRESINT 2,
62100 PUTRAJAYA

DEPARTMENT OF MINERAL AND GEOSCIENCE MALAYSIA
HEADQUARTERS, LEVEL 9, MENARA PJH, NO. 2, JALAN TUN ABDUL RAZAK, PRECINCT 2,
62100 PUTRAJAYA

Tel : +603-8871 6000
Fax : +603-8871 6145
E-mail : helpdesk@jmg.gov.my
Web : www.jmg.gov.my

KANDUNGAN

CONTENTS

Prakata <i>Foreword</i>	1
Pengenalan <i>Overview</i>	2
Dasar Mineral Negara 2 <i>National Mineral Policy 2</i>	3-4
Kaedah dan Peraturan <i>Rules and Regulations</i>	5-6
Pengeluaran Mineral <i>Minerals Production</i>	7
Bijih Timah <i>Tin Ore</i>	9
Emas <i>Gold</i>	12
Bijih Besi <i>Iron Ore</i>	14
Arang Batu, Pasir Silika, Kaolin, Bauksit, Feldspar, Mika, Mangan, Batu Kapur, Batu Dimensi dan Lempung Bebola <i>Coal, Silica Sand, Kaolin and Bauxite, Feldspar, Mica, Manganese, Limestone, Dimension Stone and Ball Clay</i>	16-18
Tenemen Mineral: Lesen Mencari Gali, Lesen Penjelajahan, Pajakan Melombong dan Lesen Melombong Tuan Punya <i>Mineral Tenement: Prospecting Licence, Exploration Licence, Mining Lease and Proprietary Mining Licence</i>	19
Tenaga Kerja <i>Workforce</i>	29
Prospek Industri Perlombongan <i>The Prospect of Mining Industry</i>	33
Ringkasan Perangkaan <i>Summary of Statistics</i>	36
Lokasi Lombong dan Direktori <i>Location of Mines and Directory</i>	
Lokasi Lombong di Semenanjung Malaysia, 2018 <i>Location of Mines in Peninsular Malaysia, 2018</i>	68
Kedah, Pulau Pinang & Perlis	70
Perak	76
Selangor	88
Negeri Sembilan	94
Johor	98
Pahang	108
Terengganu	122
Kelantan	134
Sarawak	146
Sabah	152

SENARAI RAJAH
LIST OF FIGURES

Rajah 1 <i>Figure 1</i>	Peratusan nilai pengeluaran mineral, 2018 <i>Percentage of minerals production value, 2018</i>	8
Rajah 2 <i>Figure 2</i>	Bilangan lombong timah, 2008-2018 <i>Number of tin mines, 2008-2018</i>	9
Rajah 3 <i>Figure 3</i>	Pengeluaran timah-dalam-konsentrat, 2008-2018 <i>Production of tin-in-concentrates, 2008-2018</i>	10
Rajah 4 <i>Figure 4</i>	Pengeluaran bijih timah mengikut negeri, 2018 <i>Production of tin ore by state, 2018</i>	10
Rajah 5 <i>Figure 5</i>	Harga purata bulanan timah, 2018 <i>Monthly average tin price, 2018</i>	11
Rajah 6 <i>Figure 6</i>	Pengeluaran emas mengikut negeri, 2018 <i>Production of gold by state, 2018</i>	12
Rajah 7 <i>Figure 7</i>	Harga purata bulanan emas, 2018 <i>Monthly average gold price, 2018</i>	13
Rajah 8 <i>Figure 8</i>	Pengeluaran bijih besi mengikut negeri, 2018 <i>Production of iron ore by state, 2018</i>	14
Rajah 9 <i>Figure 9</i>	Pengeluaran bijih besi, 2008-2018 <i>Production of iron ore, 2008-2018</i>	15
Rajah 10 <i>Figure 10</i>	Bilangan permohonan tenemen mengikut negeri, 2018 <i>Number of tenement applications by state, 2018</i>	19
Rajah 11 <i>Figure 11</i>	Tenaga kerja mengikut jenis mineral, 2018 <i>Workforce by types of mineral, 2018</i>	29
Rajah 12 <i>Figure 12</i>	Tenaga kerja mengikut negeri, 2018 <i>Workforce by state, 2018</i>	30
Rajah 13 <i>Figure 13</i>	Tenaga kerja mengikut pengkelasan jawatan, 2018 <i>Workforce by job classification, 2018</i>	31

SENARAI JADUAL LIST OF TABLE

Jadual 1a <i>Table 1a</i>	Nilai pengeluaran mineral mengikut negeri, 2018 <i>Value of mineral production by state, 2018</i>	26
Jadual 1b <i>Table 1b</i>	Nilai pengeluaran mineral mengikut negeri, 2018 <i>Value of mineral production by state, 2018</i>	27
Jadual 2a <i>Table 2a</i>	Ringkasan perangkaan bagi tahun 2018 – Produk Utama <i>Summary of statistics for year 2018 – Primary Products</i>	36
Jadual 2b <i>Table 2b</i>	Ringkasan perangkaan bagi tahun 2018 – Produk Sampingan <i>Summary of statistics for year 2018 – By-products</i>	37
Jadual 3 <i>Table 3</i>	Perlombongan Bijih Timah: Pengeluaran bulanan timah dalam konsentrat mengikut kaedah melombong (tan) <i>Tin Ore Mining: Monthly production of tin-in-concentrates by mining method (tonne)</i>	38
Jadual 4 <i>Table 4</i>	Perlombongan Bijih Timah: Pengeluaran bagi timah dalam konsentrat mengikut negeri dan kaedah melombong (tan) <i>Tin Ore Mining: Production of tin-in-concentrates by state and mining method (tonne)</i>	39
Jadual 5 <i>Table 5</i>	Perlombongan Bijih Timah: Pengeluaran bulanan timah dalam konsentrat mengikut negeri (tan) <i>Tin Ore Mining: Monthly production of tin-in-concentrates by state (tonne)</i>	40
Jadual 6 <i>Table 6</i>	Perlombongan Bijih Timah: Bilangan lombong secara bulanan mengikut kaedah melombong <i>Tin Ore Mining: Monthly number of mines by mining method</i>	41
Jadual 7 <i>Table 7</i>	Perlombongan Bijih Timah: Bilangan lombong mengikut negeri dan kaedah melombong <i>Tin Ore Mining: Number of mines by state and mining method</i>	42
Jadual 8 <i>Table 8</i>	Perlombongan Bijih Timah: Bilangan lesen mendulang dan lesen melombong individu mengikut negeri <i>Tin Ore Mining: Number of dulang licence and individual mining licence by state</i>	43
Jadual 9 <i>Table 9</i>	Penggunaan tempatan bulanan bagi logam timah mengikut jenis (tan) <i>Monthly local consumption of tin metal by type (tonne)</i>	44
Jadual 10 <i>Table 10</i>	Harga logam timah bagi tahun 2018 <i>Tin metal price in 2018</i>	45
Jadual 11 <i>Table 11</i>	Perlombongan Bijih Timah: Tenaga kerja bulanan mengikut kaedah melombong <i>Tin Ore Mining: Monthly workforce by mining method</i>	46
Jadual 12 <i>Table 12</i>	Perlombongan Bijih Timah: Tenaga kerja mengikut negeri dan kaedah melombong <i>Tin Ore Mining: Workforce by state and mining method</i>	47
Jadual 13 <i>Table 13</i>	Perlombongan Bijih Timah: Tenaga kerja bulanan mengikut negeri <i>Tin Ore Mining : Monthly workforce by state</i>	48
Jadual 14 <i>Table 14</i>	Perlombongan Bauksit: Bilangan lombong, pengeluaran dan bilangan pekerja mengikut bulan <i>Bauxite Mining: Number of mines, production and number of workers by month</i>	49

Jadual 15a	Perlombongan Bijih Besi: Bilangan lombong, pengeluaran dan bilangan pekerja mengikut bulan	50
Table 15a	<i>Iron Ore Mining: Number of mines, production and number of workers by month</i>	
Jadual 15b	Perlombongan Bijih Besi: Bilangan lombong, pengeluaran dan bilangan pekerja mengikut bulan	51
Table 15b	<i>Iron Ore Mining: Number of mines, production and number of workers by month</i>	
Jadual 16	Perlombongan Kaolin: Bilangan lombong, pengeluaran dan bilangan pekerja mengikut bulan	52
Table 16	<i>Kaolin Mining: Number of mines, production and number of workers by month</i>	
Jadual 17	Perlombongan Emas: Bilangan lombong, pengeluaran dan bilangan pekerja mengikut bulan	53
Table 17	<i>Gold Mining: Number of mines, production and number of workers by month</i>	
Jadual 18	Harga Emas	54
Table 18	<i>Gold Price</i>	
Jadual 19	Perlombongan Pasir Silika: Bilangan lombong, pengeluaran dan bilangan pekerja mengikut bulan	55
Table 19	<i>Silica Sand Mining: Number of mines, production, and number of workers by month</i>	
Jadual 20	Perlombongan Arang Batu: Bilangan lombong, pengeluaran, kaedah melombong dan bilangan pekerja mengikut bulan	57
Table 20	<i>Coal Mining: Number of mines, production, mining methods and number of workers by month</i>	
Jadual 21	Perlombongan Mika (Serisit): Bilangan lombong, pengeluaran dan bilangan pekerja mengikut bulan	58
Table 21	<i>Mica (Sericite) Mining: Number of mines, production and number of workers by month</i>	
Jadual 22	Perlombongan Batu Kapur: Bilangan lombong, pengeluaran dan bilangan pekerja mengikut bulan	59
Table 22	<i>Limestone Mining: Number of mine, production and number of workers by month</i>	
Jadual 23	Perlombongan Mangan: Bilangan lombong, pengeluaran dan bilangan pekerja mengikut bulan	60
Table 23	<i>Manganese Mining: Number of mines, production and number of workers by month</i>	
Jadual 24	Perlombongan Feldspar: Bilangan lombong, pengeluaran dan bilangan pekerja mengikut bulan	61
Table 24	<i>Feldspar Mining: Number of mines, production and number of workers by month</i>	
Jadual 25	Perlombongan Lempung Bebola: Bilangan lombong, pengeluaran dan bilangan pekerja mengikut bulan	62
Table 25	<i>Ball Clay Mining: Number of mines, production and number of workers by month</i>	
Jadual 26	Perlombongan Batu Dimensi: Bilangan lombong, pengeluaran dan bilangan pekerja mengikut bulan	63
Table 26	<i>Dimension Stone Mining: Number of mines, production and number of workers by month</i>	
Jadual 27	Pengeluaran mineral-mineral sampingan mengikut bulan (tan)	64
Table 27	<i>Production of by-product minerals by month (tonne)</i>	
Jadual 28	Pekerjaan dalam perlombongan mengikut pengkelasan jawatan	65
Table 28	<i>Employment in mining by job classification</i>	



PRAKATA FOREWORD

Laporan Industri Perlombongan Malaysia diteruskan penerbitannya pada tahun 2018, oleh Jabatan Mineral dan Geosains Malaysia. Laporan ini telah mengalami pelbagai perubahan sejak ia mula diterbitkan, dengan menjadikan lebih menyeluruh dan berinformasi bagi memperincikan pencapaian sektor perlombongan di Malaysia.

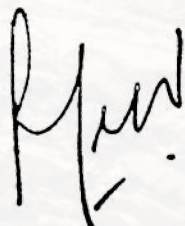
Laporan ini adalah kompilasi maklumat statistik yang melibatkan pelbagai aspek bagi industri perlombongan di Malaysia. Ianya diterbitkan bagi memberi gambaran dan maklumat terperinci mengenai industri perlombongan dan pelbagai jenis mineral yang di lombong di negara ini. Disamping meningkatkan kefahaman mengenai industri perlombongan di negara ini, maklumat ini amat penting bagi membuat perancangan untuk memastikan bekalan semasa dan masa hadapan komoditi mineral mencukupi untuk memenuhi keperluan domestik negara. Maklumat dan data yang diperolehi untuk tujuan laporan ini hanya meliputi aktiviti perlombongan di atas tenemen mineral sahaja.

Jabatan Mineral dan Geosains Malaysia merakamkan setinggi-tinggi penghargaan kepada semua pihak yang terlibat dalam penyediaan laporan ini. Diharap laporan ini menjadi bahan rujukan berguna dan bermanfaat kepada semua pembaca, pemegang taruh, pemain industri dan pelabur di dalam dan luar negara. Jabatan ini juga mengalu-alukan sebarang cadangan dan maklumbalas untuk menambahbaikan laporan tahunan ini.

This annual publication of Malaysian Mining Industry continued to be published in the year of 2018 by the Department Mineral and Geoscience Malaysia. This report has undergone many changes since it was published, making it more comprehensive and informative pertaining to Malaysian mining sector performance.

This report is a compilation of statistical information encompassing various aspects of the mining industry in Malaysia. It is published to provide a comprehensive overview and detailed information on the industry as well as on the various minerals mined within the country. Besides giving better perspectives about the industry, the information is vital to make a plan for ensuring that the current and future supply of mineral commodities are sufficient to meet the domestic demands of the country. However, the information and data collected for the purpose of this report only covers on mining activities on the mineral tenements.

The Department of Mineral and Geoscience Malaysia wishes to express its sincere appreciation to all parties who have been involved in the preparation of this report. It is hoped that this report will serve as a useful and beneficial reference to all readers, stakeholders, industry players and investors both locally and overseas. The department would like to welcome any suggestions and feedbacks for further improvement of this report.



DATUK SHAHAR EFFENDI BIN ABDULLAH AZIZI
Ketua Pengarah *Director General*
Jabatan Mineral dan Geosains Malaysia
Department of Mineral and Geoscience Malaysia

PENGENALAN OVERVIEW

Industri perlombongan di Malaysia memberi sumbangan penting kepada pertumbuhan dan pembangunan ekonomi negara. Bagi tahun 2018, keluaran dalam negara kasar (KDNK) bagi industri perlombongan kekal pada 0.7 peratus.

Mineral utama yang dilombong di Malaysia adalah emas, bauksit, bijih besi, bijih timah, mangan, kaolin, feldspar, pasir silika, mika dan arang batu. Pemprosesan amang daripada hampas lombong bijih timah menghasilkan mineral sampingan seperti ilmenit, monazit, zirkon, rutil, struverit dan xenotim. Perak adalah hasil sampingan perlombongan emas.

Pada tahun 2018, industri perlombongan di Malaysia menunjukkan peningkatan nilai pengeluaran mineral sebanyak 2.6 peratus kepada RM2.22 billion berbanding RM2.16 billion pada tahun 2017. Terdapat peningkatan yang ketara dalam pengeluaran bauksit pada tahun 2018 namun harga yang rendah kurang menyumbang kepada nilai pengeluaran. Namun begitu, pengeluaran emas mentah dan pasir silika yang masing-masing meningkat 40% dan 125% berbanding tahun sebelumnya adalah antara penyumbang besar kepada peningkatan nilai pengeluaran mineral bagi tahun 2018. Bilangan lombong juga telah bertambah dari 145 buah kepada 153 buah lombong dalam tahun 2018.

Sumber mineral di Malaysia masih lagi mempunyai potensi untuk diusahakan bagi memastikan sektor perlombongan terus menyumbang kepada pembangunan ekonomi negara.

The mining industry in Malaysia plays an important role to the growth and development of our economy. In 2018, the gross domestic product (GDP) for mining industry maintained at 0.7 percent.

Major minerals mined in Malaysia were gold, bauxite, iron ore, tin ore, manganese, kaolin, feldspar, silica sand, mica and coal. Amang from tailings of tin mining was further treated to produce by-product minerals such as ilmenite, monazite, zircon, rutile, struverite and xenotime. Silver is a by-product from gold mining.

In 2018, the mining industry in Malaysia saw an increase of 2.6 percent of mineral value to RM2.22 billion from RM2.16 billion in 2017. Year 2018 saw a significant increased of bauxite production however the low mineral price does not contribute to the mineral production value. However, a rise in raw gold and silica sand production which is 40% and 125% respectively compared to previous year has contribute to the increment of mineral value for year 2018. The number of mine increased from 145 mines to 153 mines in year 2018.

Mineral resources in Malaysia still has potential to be developed so that mining sector continues its contribution towards the country's economic development.

DASAR MINERAL NEGARA 2 NATIONAL MINERAL POLICY 2

Pada Januari 2009, Dasar Mineral Negara 2 (DMN2), telah dilancarkan untuk meningkatkan sumbangan sektor mineral kepada pembangunan negara dengan persekitaran yang efektif, cekap dan berdaya saing. DMN2 menyediakan asas untuk melaksanakan amalan perlombongan terbaik bagi memastikan keseimbangan atau kemakmuran ekonomi, kesejahteraan sosial dan perlindungan alam sekitar.

Selain itu, bagi memastikan objektif DMN2 tercapai, sembilan teras utama telah diperkenalkan iaitu:

1. Pengembangan Sektor Mineral
2. Iklim Perniagaan yang Kondusif
3. Penerajuan Alam Sekitar
4. Peningkatan Penyelidikan dan Pembangunan (R&D)
5. Pembangunan Sumber Manusia
6. Pewujudan Informasi Mineral yang Bersepadu
7. Penglibatan Komuniti dan Tanggungjawab Sosial
8. Promosi, Pemasaran dan Penjenamaan
9. Publisiti dan Perhubungan Awam

KENYATAAN POLISI

Untuk mempertingkatkan sumbangan sektor mineral terhadap pembangunan sosio-ekonomi negara melalui pembangunan sumber mineral yang efisien, bertanggungjawab dan mampan di samping penggunaan sumber-sumber mineral secara optimum.

In January 2009, the National Mineral Policy 2 (NMP2), has been launched to enhance the contribution of the mineral sector to the development of the Nation with effective, efficient and competitive environment. The NMP2 provides the foundation for the sector to pursue with good mining practices to ensure a balance between economic prosperity, social well-being and environmental protection.

In addition, to ensure that the NMP2 objectives achieved, nine main thrusts were introduced, namely:

1. Expansion of the Mineral Sector
2. Conducive Business Climate
3. Environmental Stewardship
4. Research and Development (R&D) Enhancement
5. Human Resources Development
6. Establishment of Integrated Mineral Information
7. Community Involvement and Social Responsibility
8. Promotion, Marketing and Branding
9. Publicity and Public Relations

POLICY STATEMENT

To enhance the contribution of the mineral sector to the socio-economic development of the nation through the efficient, responsible and sustainable development as well as the optimum utilisation of mineral resources.

OBJEKTIF

Objektif-objektif DMN2 ini adalah seperti berikut:

1. Untuk memastikan pembangunan yang mampan dan penggunaan sumber-sumber mineral secara optimum.
2. Untuk mempromosikan penerajuan terhadap alam sekitar bagi memastikan sumber mineral negara dibangunkan secara mesra alam sekitar, bertanggungjawab dan mampan.
3. Untuk mempertingkatkan daya saing dan kemajuan sektor mineral di arena global.
4. Untuk memastikan penggunaan mineral tempatan dan mempromosikan lagi pembangunan produk berasaskan mineral.
5. Untuk menggalakkan perolehan, kitar semula dan guna semula logam dan mineral.

PELAN INDUK

Terdapat tiga Pelan Induk yang telah dirangka di bawah DMN2 iaitu:

1. Pelan Induk Pembangunan Mineral
2. Pelan Induk Pembangunan Industri Kuari
3. Pelan Induk Pemulihan Lombong dan Kuari

OBJECTIVES

The objectives of NMP2 are as follows:

1. To ensure the sustainable development and optimum utilisation of mineral resources.
2. To promote environmental stewardship that will ensure the nation's mineral resources are developed in an environmentally sound, responsible and sustainable manner.
3. To enhance the mineral sector's competitiveness and advancement in the global arena.
4. To enhance the use of local minerals and promote the further development of mineral-based products.
5. To encourage the recovery, recycling and reuse of metals and minerals.

MASTER PLANS

There are three Master Plans formulated under the NMP2, namely:

1. Mineral Development Master Plan
2. Quarry Industry Development Master Plan
3. Mines and Quarries Rehabilitation Master Plan

KAEDAH DAN PERATURAN RULES AND REGULATIONS

Aktiviti perlombongan di Malaysia ditadbir oleh dua perundangan utama iaitu Akta Pembangunan Mineral 1994 (APM) untuk Kerajaan Persekutuan dan Enakmen Mineral Negeri (EMN) bagi setiap Kerajaan Negeri.

APM 1994 mentakrifkan kuasa Kerajaan Persekutuan untuk mengawal selia penjelajahan, perlombongan dan aktiviti berkaitan mineral, termasuk kuasa untuk menjalankan pemeriksaan. Akta ini berkuatkuasa mulai 1 Ogos 1998.

Sementara itu, EMN memberi kuasa kepada negeri perkara berkaitan tanah termasuk pengeluaran tenemen mineral. Kesemua negeri telah menguatkuasakan EMN kecuali Sabah dan Wilayah Persekutuan Kuala Lumpur. Aktiviti perlombongan di Sabah tertakluk di bawah Ordinan Perlombongan Sabah 1960, manakala Enakmen Perlombongan Bab 147 digunakan untuk Wilayah Persekutuan Kuala Lumpur. Aktiviti perlombongan di Sarawak pula dikawalselia oleh Ordinan Mineral Sarawak 2004 (versi yang diubahsuai daripada EMN).

Seperti yang termaktub di bawah Akta ini, setiap operasi perlombongan di Malaysia perlu mempunyai Surat Kelulusan Skim Pengendalian Melombong yang sah yang dikeluarkan oleh Jabatan Mineral dan Geosains Malaysia sebelum apa-apa kerja pembangunan atau perlombongan di dalam kawasan pajakan melombong atau lesen melombong tuan punya boleh dimulakan.

Terdapat lima peraturan di bawah Akta ini yang telah diwartakan dan dikuatkuasakan, iaitu

- Peraturan-Peraturan Pembangunan Mineral (Skim Pengendalian Melombong, Pelan dan Buku Rekod) 2007;
- Peraturan-Peraturan Pembangunan Mineral (Peletupan) 2013;
- Peraturan-Peraturan Pembangunan Mineral (Keselamatan Semasa Penjelajahan dan Perlombongan Permukaan) 2015;
- Peraturan-Peraturan Pembangunan Mineral (Perlesenan) 2016; dan
- Peraturan-Peraturan Pembangunan Mineral (Efluen) 2016.

The mining activities are governed in Malaysia by two main legislations consisting of the Mineral Development Act 1994 (MDA) for the Federal Government and the State Mineral Enactment (SME) for respective State Government.

The MDA 1994 defines the powers of the Federal Government to regulate exploration, mining and related activities on mineral, including authority to conduct inspections. This Act came into force on 1st August 1998.

Meanwhile, SME gives state government the powers related to land matters including issuance of mineral tenements. All states have enacted the SME, except Sabah and the Federal Territory of Kuala Lumpur. Mining activities in Sabah are subject to the Sabah Mining Ordinance 1960, and for the Federal Territory of Kuala Lumpur mining activities are subject to Mining Enactment Chapter 147. Whereas, mining activities in Sarawak are enforced under the Sarawak Mineral Ordinance 2004 (a modified version of the SME).

As stipulated under the Act, every mining operation in Malaysia must have valid Letter of Approval for Operational Mining Scheme issued by Department of Mineral and Geoscience Malaysia before commencing any development work or mining activities in the mining lease or proprietary mining licence areas.

There are five regulations under this Act, which are gazetted and enforced, namely

- Mineral Development (Operational Mining Scheme, Plans and Record Books) Regulations 2007;
- Mineral Development (Blasting) Regulations 2013;
- Mineral Development (Safety in Exploration and Surface Mining) Regulations 2015;
- Mineral Development (Licencing) Regulations 2016; and
- Mineral Development (Effluent) Regulations 2016.

Peraturan-peraturan Pembangunan Mineral bagi Pengkompaunan Kesalahan, Penyata Statistik, Perlombongan Bawah Tanah masih dalam proses penyediaan draf.

Dalam masa yang sama, beberapa siri amalan terbaik dan garis panduan untuk aktiviti perlombongan dan kuari telah dimuktamadkan pada penghujung 2018 iaitu:

1. Garis Panduan Keselamatan Kerja Lapangan
2. Garis Panduan Tatacara Penyiasatan dan Pendakwaan (Perlombongan)
3. Garis Panduan Tatacara Penyiasatan dan Pendakwaan (Pengkuarian)
4. Garis Panduan Pemulihan Lombong dan Kuari
5. Garis Panduan Pengurusan Alam Sekitar semasa Penjelajahan Mineral
6. Amalan Terbaik Peletupan dalam Industri Perlombongan dan Pengkuarian
7. Amalan Hijau Terbaik Penggunaan Tenaga dan Air dalam Industri Perlombongan dan Pengkuarian
8. Amalan Terbaik Pengangkutan Mineral dan Batuan dalam Lombong dan Kuari
9. Amalan terbaik untuk Kesan Visual dan Estetika dalam Perlombongan dan Pengkuarian

A few other regulations are being formulated such as Mineral Development Regulations for Compounding of Offences, Statistical Returns, as well as Underground Mining.

Furthermore, a few series of best practices and guidelines for mining and quarrying activities has been finalised at the end of 2018 which are:

1. *Guidelines on Fieldwork Safety*
2. *Guidelines on Investigation and Prosecution (Mining)*
3. *Guidelines on Investigation and Prosecution (Quarrying)*
4. *Guidelines on Mine and Quarry Rehabilitation*
5. *Guidelines on Environmental Management during Mineral Exploration*
6. *Best Practices on Blasting in Mining and Quarrying Industry*
7. *Best Green Practices on Energy and Water Consumption in Mining and Quarrying Industry*
8. *Best Practices on Mineral and Rock Transportation in Mine and Quarry*
9. *Best Practices on Visual and Aesthetic Impact in Mining and Quarrying*

PENGELUARAN MINERAL

MINERALS PRODUCTION

Malaysia dilimpahi oleh anugerah rizab mineral yang banyak yang bernilai RM825 billion, menjadikan negara ini sebagai salah satu negara perlombongan aktif di rantau ini.

Secara umumnya, mineral-mineral di Malaysia yang dihasilkan boleh dibahagikan kepada tiga kategori iaitu mineral berlogam, mineral bukan logam dan mineral tenaga. Pengeluaran mineral berlogam termasuklah emas, bijih timah, bijih besi, bauksit, mangan dan mineral-mineral sampingan seperti perak, struverit dan lain-lain. Manakala mineral bukan logam pula terdiri daripada batu kapur, kaolin, pasir silika, feldspar dan mika. Arang batu terletak dalam kategori mineral tenaga.

Mineral-mineral sampingan diperoleh daripada aktiviti pemprosesan kilang amang yang menghasilkan ilmenit, zirkon, monazit, rutil, struverit dan xenotim. Perak pula adalah hasil sampingan daripada perlombongan emas.

Pada tahun 2018, terdapat 153 buah lombong dan 16 buah kilang pembilasan amang yang mengeluarkan mineral-mineral dengan nilai berjumlah RM2.22 billion, peningkatan sebanyak 2.6 peratus dari RM2.16 billion pada tahun 2017. Peratus nilai pengeluaran berdasarkan kategori mineral bagi tahun 2018 ditunjukkan dalam Rajah 1.

Mineral berlogam masih mengekalkan kedudukan sebagai penyumbang utama bagi industri mineral negara iaitu 70 peratus daripada nilai keseluruhan pengeluaran mineral. Penurunan sebanyak 2.5 peratus dengan nilai RM1,555.88 juta bagi tahun 2018 berbanding RM1,596.63 juta pada tahun sebelumnya. Ini disebabkan oleh penurunan sedikit nilai pengeluaran bijih besi yang telah memberi kesan kepada nilai pengeluaran mineral berlogam.

Malaysia was blessed with significant mineral reserves valued at RM825 billion which made this country as one of the active mining countries in this region.

In general, the minerals produced in Malaysia can be divided into three categories, namely metallic, non-metallic and energy minerals. The production of metallic minerals includes gold, tin ore, iron ore, bauxite, manganese and several by-products such as silver, stuverite and others. While non-metallic minerals consist of limestone, kaolin, silica sand, feldspar and mica. Coal falls under the energy mineral category.

The by-product minerals derived from amang processing plants are ilmenite, zircon, monazite, rutile, struverite and xenotime. Silver is a by-product from gold mining.

In 2018, there were 153 mines and 16 amang retreatment plants that produced minerals which amounted to RM2.22 billion, an increase of 2.6 percent from RM2.16 billion in 2017. The percentage of the production values of minerals category for the year 2018 is shown in Figure 1.

Metallic minerals remained as the main contributor to the country's mineral industry which accounted for 70 percent of the total minerals production value. There was a 2.5 percent decrease with a value of RM1,555.88 million for year 2018 compared with RM1,596.63 million in the previous year. This was mainly due to slightly decrease of iron ore production value which gave impact on the metallic minerals value.

Namun begitu nilai pengeluaran mineral bukan logam melonjak sebanyak 83.6 peratus dari RM124.21 juta pada tahun 2017 kepada RM228.06 juta. Peningkatan ketara pengeluaran bauksit dan pasir silika telah menyumbang kepada kenaikan nilai pengeluaran mineral bukan logam bagi tahun 2018.

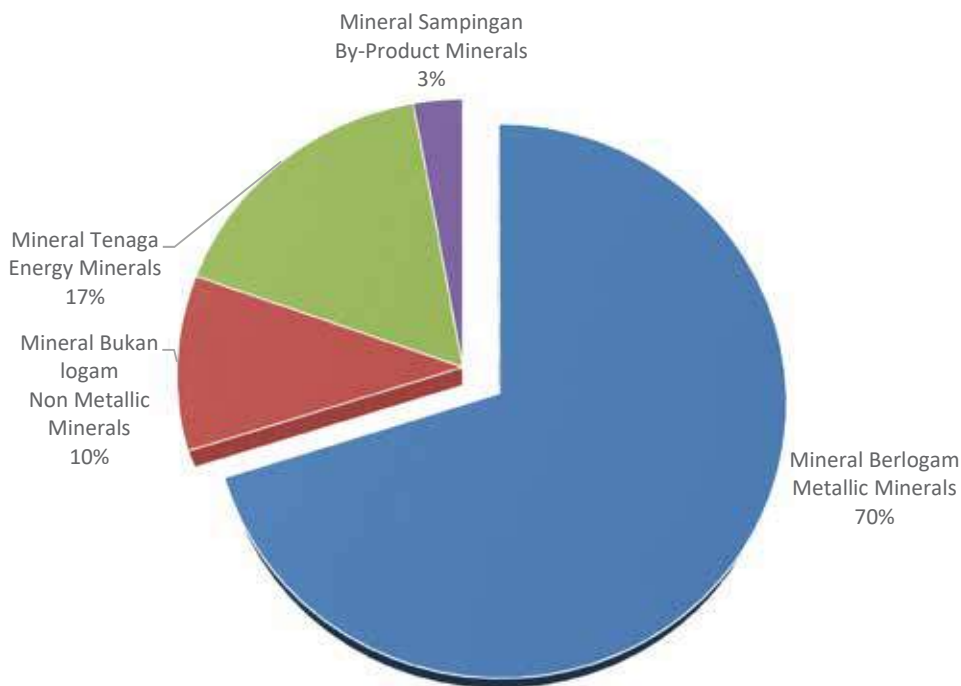
Nilai pengeluaran arang batu iaitu mineral tenaga yang dihasilkan menurun sebanyak 8.4 peratus kepada RM371.39 juta daripada RM405.37 juta pada tahun 2017.

Pada masa yang sama, nilai mineral sampingan bertambah kepada RM63.45 juta daripada RM35.40 juta pada tahun 2017. Nilai pengeluarannya mewakili tiga peratus nilai keseluruhan pengeluaran mineral.

On the other hand, the non-metallic minerals production value soared to 83.6 percent from RM124.21 million in 2017 to RM228.06 million. The significant rise of bauxite and silica sand production has contributed to the increase of production value for non-metallic minerals for year 2018.

The production value of coal, the only energy mineral produced, decreased by 8.4 percent to RM371.39 million from RM405.37 million in 2017.

Meanwhile, the by-product minerals value increase to RM63.45 million from RM35.40 million in 2017. Its production value represented three percent of the total minerals production value.



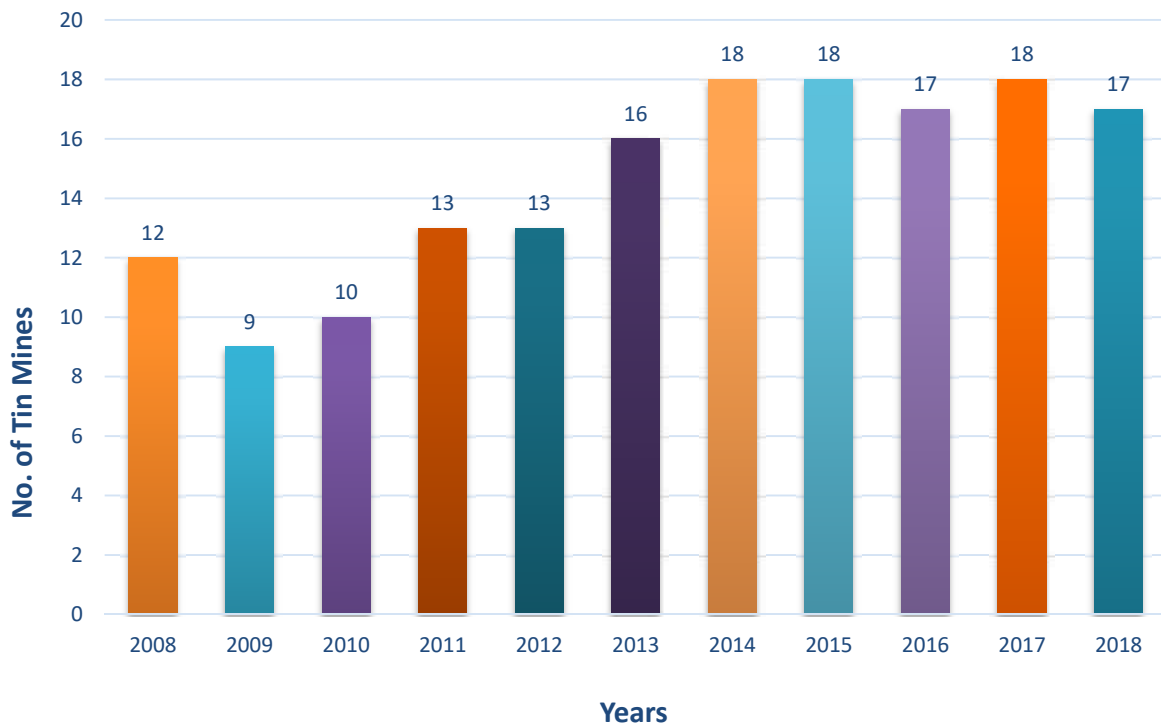
Rajah 1 : Peratusan Nilai Pengeluaran Mineral, 2018
Figure 1 : Percentage of Minerals Production Value, 2018

BIJIH TIMAH

Bijih timah dilombong di Perak, Pahang, Johor, Selangor dan Kedah. Pada tahun 2018, terdapat 17 buah lombong bijih timah yang aktif, di mana tujuh buah lombong beroperasi di Perak, enam di Pahang, dua di Kedah, satu di Johor, dan satu di Selangor dan. Bilangan lombong bijih timah bagi tahun 2008 sehingga 2018 ditunjukkan dalam Rajah 2.

TIN ORE

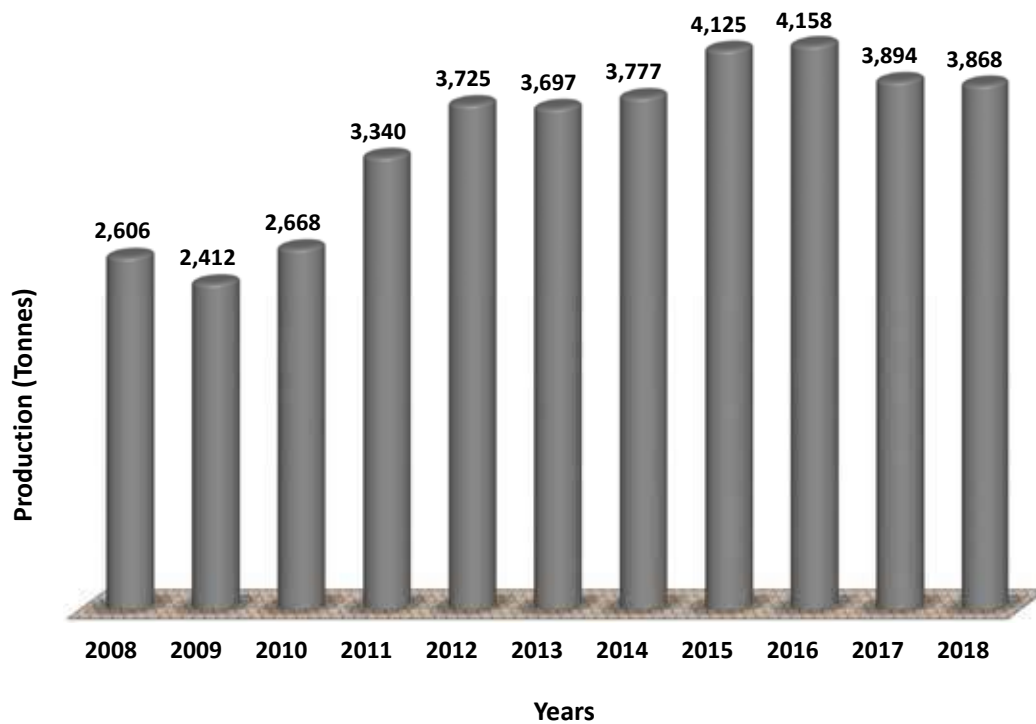
Tin ore was mined in Perak, Pahang, Johor, Selangor and Kedah. In 2018, there were a total of 17 active tin ore mines where seven of them were operating in Perak, six in Pahang, two in Kedah, one in Johor, and one in Selangor. The number of tin mines for the year of 2008 until 2018 is shown in Figure 2.



Rajah 2: Bilangan Lombong Timah, 2008-2018
Figure 2: Number of Tin Mines, 2008-2018

Pengeluaran timah dalam konsentrat pada tahun 2018 ialah sebanyak 3,868 tan, menurun sedikit berbanding 3,894 tan pada tahun 2017. Walaupun begitu nilai pengeluaran meningkat kepada RM313.76 juta berbanding RM233.92 juta pada tahun sebelumnya. Perak masih merupakan pengeluar utama bijih timah negara iaitu sebanyak 3,175 tan. Daripada jumlah 3,868 tan bijih timah yang dihasilkan pada tahun 2018, sebanyak 3,212 tan diperoleh daripada aktiviti perlombongan, 273 tan daripada kilang pembilasan amang, 410 tan daripada aktiviti mendulang. Sejumlah 27 tan bijih timah yang bernilai RM2.21 juta dikeluarkan sebagai hasil sampingan lombong bijih besi di Terengganu. Jumlah pengeluaran timah dalam konsentrat bagi tahun 2008 sehingga 2018 ditunjukkan dalam Rajah 3.

The production of tin-in-concentrates in 2018 was 3,868 tonnes, a slight decrease from 3,894 tonnes in 2017. However, the production value increased to RM313.76 million compared with RM233.92 million in 2017 because of the tin price increment. Perak remained as the largest tin ore producer in the country with an output of 3,175 tonnes. From the total production of 3,868 tonnes of tin ore in 2018, there were 3,212 tonnes from mines operations, 273 tonnes from amang retreatment plants and 410 tonnes from panning activity. There were 27 tonnes of tin ore value at RM2.21 million produced as a by product from iron mines in Terengganu. The total production of tin-in-concentrates for year 2008 until 2018 is shown in Figure 3.



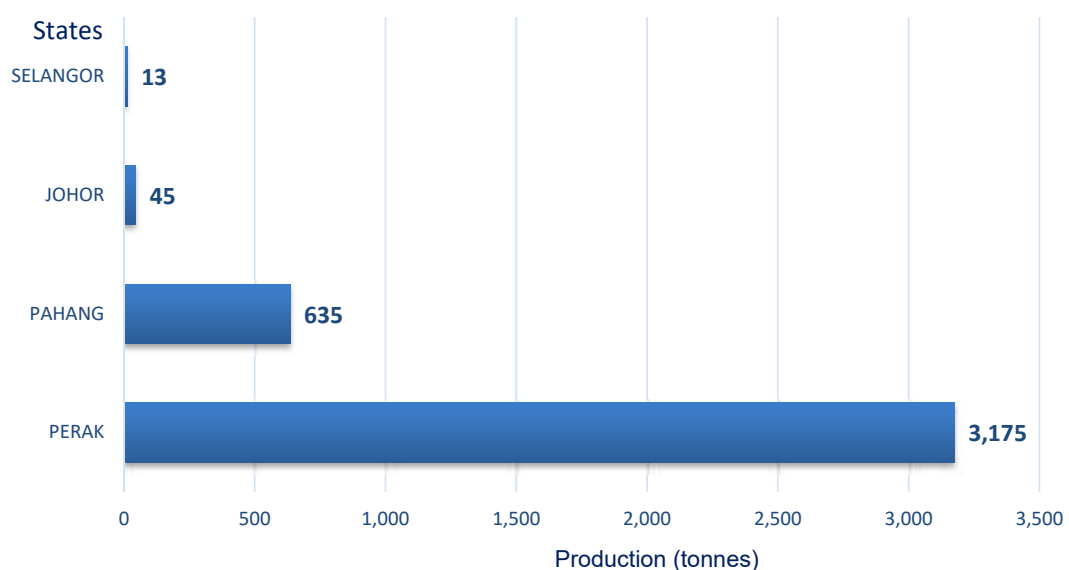
Rajah 3 : Pengeluaran Timah-dalam-Konsentrat, 2008-2018
Figure 3 : The Production of Tin-in-Concentrates, 2008-2018

Rahman Hydraulic Tin Sdn. Bhd. yang terletak di Klian Intan, Perak adalah lombong bijih timah terbesar dan menyumbang kepada jumlah pengeluaran timah dalam konsentrat yang tertinggi di Malaysia.

Rahman Hydraulic Tin Sdn. Bhd. located in Klian Intan, Perak is the largest tin ore mine and contributed the highest amount of tin-in-concentrates in Malaysia.

Pengeluaran timah dalam konsentrat mengikut negeri bagi tahun 2018 ditunjukkan dalam Rajah 4

The production of tin-in-concentrates by states for year 2018 is shown in Figure 4.



Rajah 4 : Pengeluaran Bijih Timah mengikut Negeri, 2018
Figure 4 : Tin Ore Production by State, 2018

Harga Timah

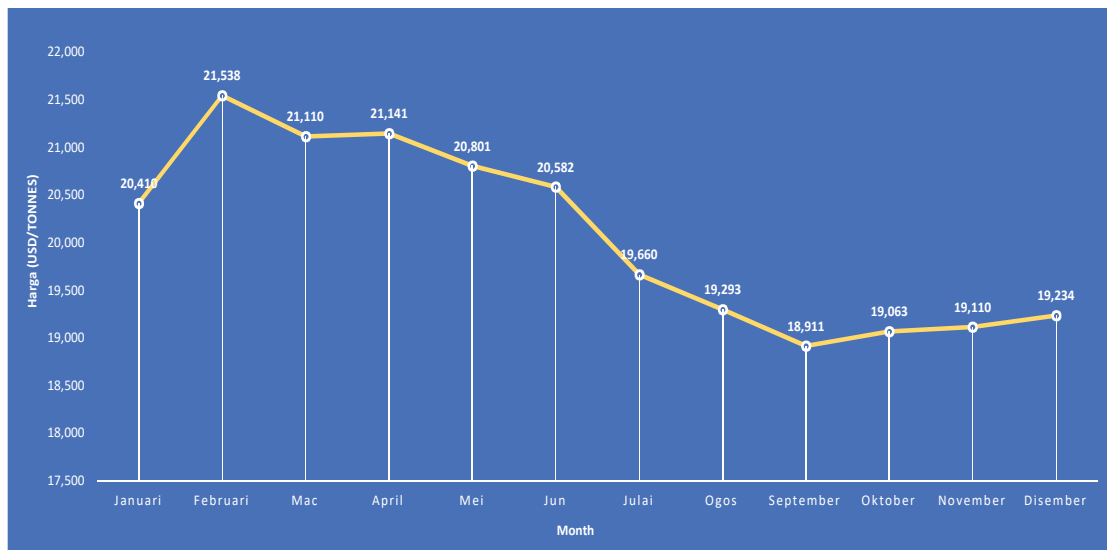
Harga timah dan mineral lain seperti emas dan bijih besi menunjukkan penurunan pada penghujung tahun 2018 berbanding harga pada permulaan tahun. Harga purata tahunan timah di Pasaran Timah Kuala Lumpur (PTKL) yang diniagakan dalam tahun 2018 adalah USD20,071.00 per tan, menurun sedikit sebanyak 0.2 peratus dari tahun sebelumnya iaitu USD20,036.00 per tan.

Pada Januari 2018, purata harga bulanan timah di PTKL dicatatkan pada USD20,410 per tan, menaik kepada USD21,110 per tan pada Mac. Harga timah seterusnya naik sedikit kepada USD21,141 per tan pada Mei namun terus dalam trend menurun sehingga USD18,911 per tan pada bulan September. Harga naik semula ke USD19,234 per tan pada Disember. Harga purata bulanan timah bagi tahun 2018 ditunjukkan di dalam Rajah 5.

Tin Price

The price of tin and other minerals like gold and iron ore showed a decrease towards the end of 2018 compared to the price at the start of the year. The annual average price in Kuala Lumpur Tin Market (KLTM) traded in 2018 was USD20,071.00 per tonne, dropped slightly at 0.2 percent from the previous year which is USD20,036.00 per tonne.

In 2018, the average monthly price of tin in KLTM showed an increase from USD20,410 per tonne in January to USD21,110 per tonne in March. Tin price rose to USD21,141 per tonne in May then continue in decreasing trend until reached USD18,911 per tonne in September. Then the price started to climb up to USD19,234 per tonne in December. The average monthly tin prices for the year 2018 are shown in Figure 5.



Rajah 5 : Harga Purata Bulanan Timah, 2018
Figure 5 : Monthly Average Tin Price, 2018

EMAS

Emas dilombong di negeri Pahang, Kelantan dan Terengganu. Pada tahun 2018, terdapat 19 buah lombong emas yang giat beroperasi, di mana sepuluh lombong beroperasi di Pahang, enam di Kelantan, dua di Terengganu dan satu di Sabah.

Pertambahan dua buah lombong emas baru pada tahun 2018 berbanding tahun sebelumnya telah menyumbang kepada peningkatan pengeluaran emas yang meningkat kepada 2,978,122 gram dari 2,124,202 gram pada tahun 2017. Peningkatan pengeluaran ini juga telah melonjakkan nilai pengeluaran emas pada tahun 2018 sebanyak 26 peratus kepada RM506.73 juta berbanding RM403.86 juta pada tahun sebelumnya.

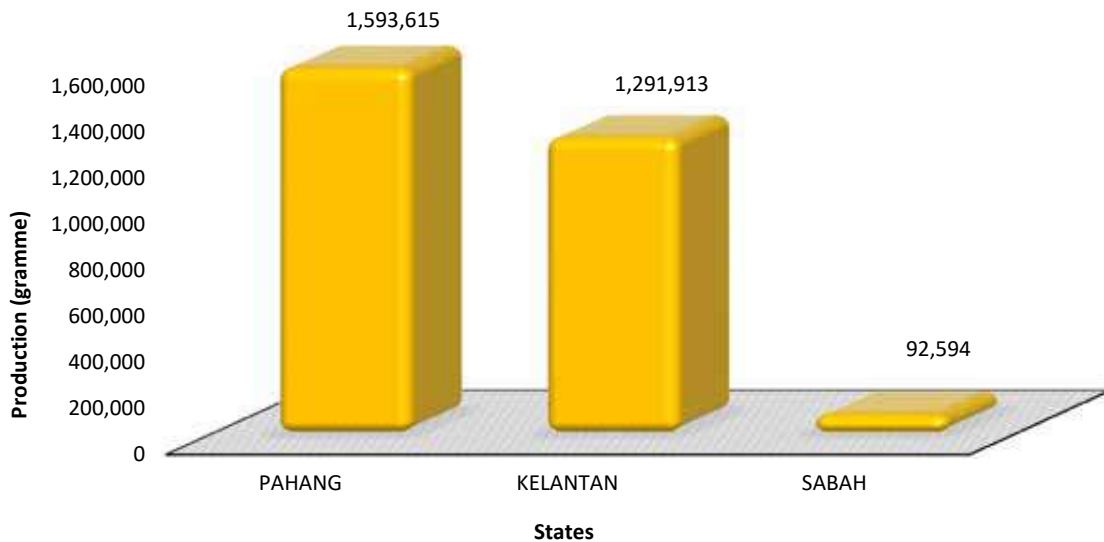
Pahang masih merupakan pengeluar utama emas negara pada tahun 2018 dengan pengeluaran sebanyak 1,593,615 gram diikuti Kelantan sebanyak 1,291,913 gram, dan Sabah sebanyak 92,594 gram. Pengeluaran emas mengikut negeri ditunjukkan di dalam Rajah 6.

GOLD

Gold was mined in the states of Pahang, Kelantan and Terengganu. In 2018, there were 19 active gold mines in operation where ten mines were operated in Pahang, six mines in Kelantan, two mine in Terengganu and one mine in Sabah.

The additional of two new mines in 2018 compared to last year has contributed to the rise of the production of gold to 2,978,122 grams from 2,124,202 grams in 2017. The production increment has surge the production value in 2018 at 26 percent to RM506.73 million compared with RM403.86 million in the previous year.

Pahang remained as the country's major gold producer for 2018 with production of 1,593,615 grams followed by Kelantan with 1,291,913 grams, and Sabah with 92,594 grams. The production of gold by states is shown in Figure 6



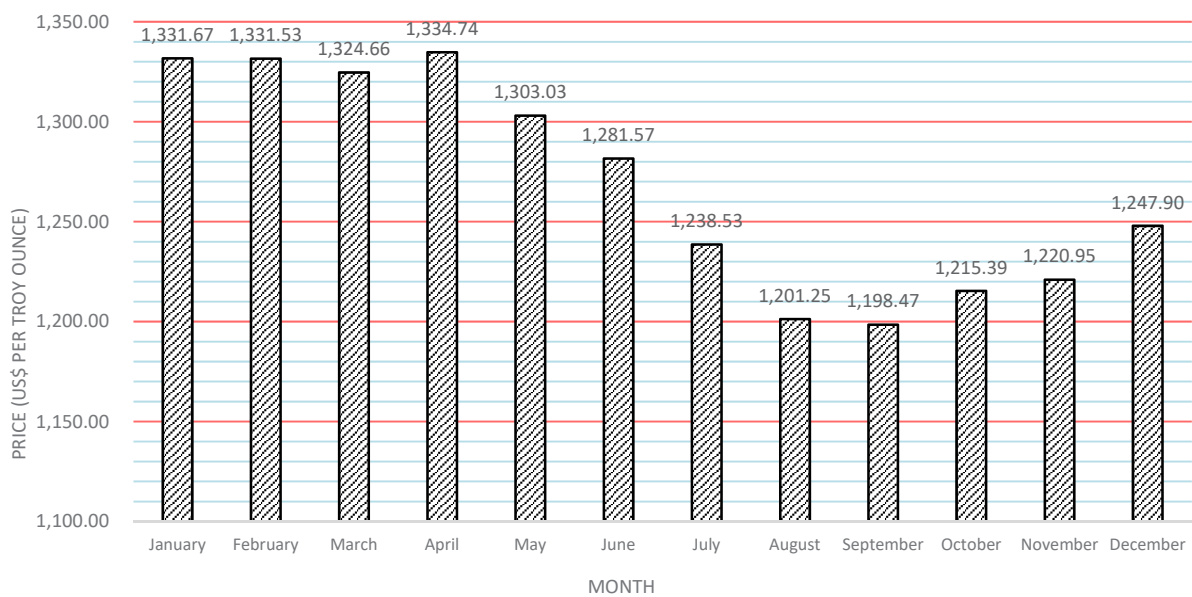
Rajah 6 : Pengeluaran emas mengikut negeri, 2018
Figure 6 : Production of gold by states, 2018

Harga Emas

Harga purata bulanan emas di London PM Fix pada tahun 2018 menunjukkan penurunan dari USD1,331.67/troy auns pada Januari kepada USD1,324.66/troy auns pada Mac dan naik seketika kepada USD1,334.74/troy auns pada April dan seterusnya jatuh sehingga ke harga purata terendah USD1,198.47/troy auns pada September. Harga emas naik semula ke USD1,247.90/troy auns pada Disember. Harga purata emas bagi tahun 2018 adalah USD1,247.90/troy auns berbanding USD1,257.11/troy auns bagi 2017. Rajah 7 menunjukkan purata bulanan harga emas pada tahun 2018.

Gold Price

The monthly average price of gold at the London PM Fix in 2018 has shown a decrease from USD1,331.67/ troy ounce in January to USD1,324.66/ troy ounce in March, then it was temporarily rise to USD1,334.74/ troy ounce in April then plunged to the lowest average price to USD1,198.47/ troy ounce in September. Gold price peaked at USD1,247.90 in December. The average price of gold in 2018 was USD1,247.90/ troy ounce compared to USD1,257.11/ troy ounce in 2017. Figure 7 shows average monthly gold prices in 2018.



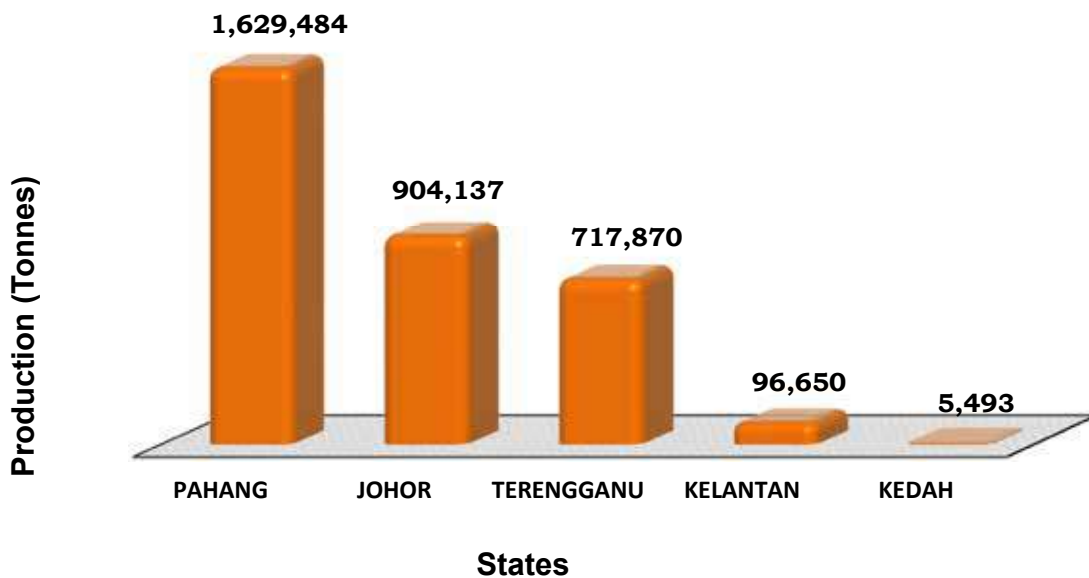
Rajah 7 : Harga Purata Bulanan Emas, 2018
Figure 7: Average Monthly Gold Price, 2018

BIJIH BESI

Bijih besi dilombong di negeri Pahang, Terengganu, Johor, Kedah, dan Kelantan. Pada tahun 2018, terdapat 52 lombong besi berbanding 49 pada tahun 2017, di mana 26 lombong beroperasi di Pahang, Terengganu (14), Johor (4), Kedah (5) dan Kelantan (3).

IRON ORE

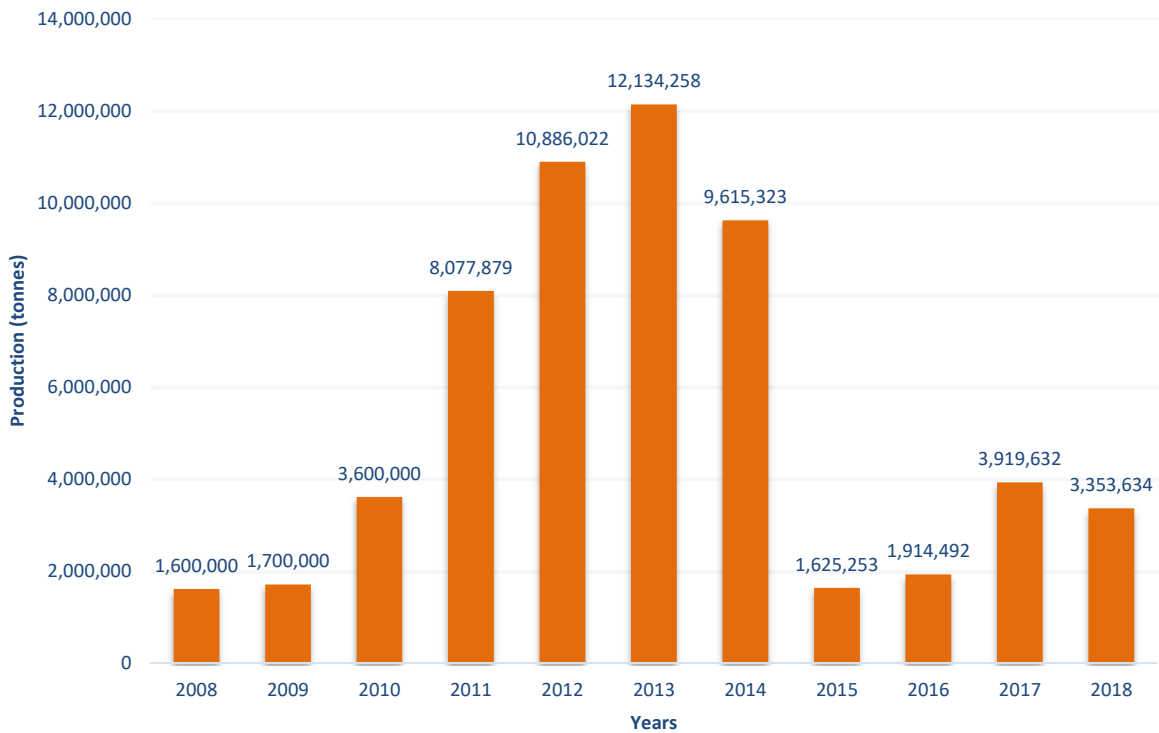
Iron ore was mined in the states of Pahang, Terengganu, Johor, Kedah and Kelantan. In 2018, there were 52 iron mines compared with 49 mines in 2017, where 26 mines operated in Pahang, Terengganu (14), Johor (4), Kedah (5) and Kelantan (3).



Rajah 8 : Pengeluaran Bijih Besi mengikut negeri, 2018
Figure 8 : Iron Ore Production by states, 2018

Walaupun terdapat pertambahan bilangan lombong besi terutamanya di Pahang dari 21 buah lombong dalam tahun 2017 ke 26 buah lombong dalam tahun 2018 namun pengeluaran bijih besi pada tahun tersebut berkurangan sebanyak 14 peratus kepada 3,353,634 tan berbanding 3,919,632 tan pada tahun sebelumnya. Nilai pengeluaran dalam tahun 2018 juga menurun ke RM503.05 juta berbanding RM767.22 juta pada tahun 2017. Pengeluaran bijih besi mengikut negeri ditunjukkan di dalam Rajah 8.

Though there were an increase in the number of iron mines specifically in Pahang from 21 in 2017 to 26 in 2018 but iron ore production decrease 14 percent to 3,353,634 tonnes compared with 3,919,632 tonnes in 2017. The production value in 2018 fell to RM503.05 million compared with RM767.22 million in 2017. The production of iron ore by states is shown in Figure 8.



Rajah 9 : Pengeluaran Bijih Besi, 2008-2018
Figure 9 : Iron Ore Productions, 2008-2018

Pengeluaran bijih besi di Malaysia, sepanjang sepuluh tahun yang lepas telah mencapai puncak pengeluaran pada tahun 2013 dan selepas itu dalam trend menurun sehingga naik sedikit tahun lepas. Dalam tahun 2018, pengeluaran kembali merosot walaupun terdapat pertambahan bilangan lombong baru di Pahang. Harga bijih besi yang rendah menyumbang kepada jumlah pengeluaran tahunan kerana kebanyakan pelombong skala kecil mengeluarkan bijih besi mengikut permintaan. Pengeluaran bijih besi bagi tahun 2008 sehingga tahun 2018 adalah seperti pada Rajah 9.

The production of iron ore in Malaysia over the last ten years has reached its peak in 2013 and has been on a downward trend until it rose slightly in last year. In 2018, there were a decline in production eventhough there was new mines in operation in Pahang. This is due to low iron ore prices which affect to the yearly production because most of the small-scale miners produced iron ore in according to the demand. Iron ore production for 2008 to 2018 as shown in Figure 9.

ARANG BATU

Sarawak adalah satu-satunya negeri pengeluar arang batu pada tahun 2018 iaitu dari perlombongan di Bahagian Mukah dan Kapit. Pada tahun semasa, terdapat tujuh buah lombong arang batu yang terdiri daripada lombong dedah. Pengeluaran arang batu pada tahun 2018 menurun kepada 2,652,813 tan bernilai RM371.39 juta berbanding 2,988,212 tan bernilai RM405.37 juta pada tahun 2017, dimana nilai pengeluaran arang batu berkurang sebanyak 8 peratus berbanding tahun lepas.

PASIR SILIKA

Pada tahun 2018, terdapat dua belas lombong pasir silika di mana dua lombong beroperasi di Sarawak, enam lombong di Johor, dua di Terengganu dan masing-masing satu di Kedah dan di Pahang. Pada tahun 2018, pengeluaran pasir silika ialah 1,004,068 tan bernilai RM102.00 juta berbanding 445,146 tan bernilai RM55.29 juta pada tahun 2017 iaitu peningkatan sebanyak 85 peratus dalam nilai pengeluaran.

KAOLIN

Pada tahun 2018, sejumlah 16 lombong kaolin beroperasi di negeri Perak, Pahang, dan Terengganu. Sebanyak 14 lombong kaolin beroperasi di Perak, dan masing-masing satu di Pahang dan Terengganu. Pengeluaran kaolin pada tahun 2018 sebanyak 312,616 tan bernilai 37.51 juta berbanding dengan 336,289 tan bernilai RM41.93 juta pada tahun 2017, iaitu penurunan sebanyak 18 peratus dalam nilai pengeluaran.

COAL

Sarawak was the only state producing coal in 2018 which was mined in Mukah and Kapit Division. During the year, there were seven coal mines consisting of open cast mines. The production of coal in 2018 was 2,652,813 tonnes, valued at 371.39 million compared with 2,988,212 tonnes, valued at RM405.37 million in 2017, in which a decrease of 8 percent in production value compared to last year.

SILICA SAND

In 2018, there were twelve silica sand mines where two mines were operating in Sarawak, six in Johor, two mines in Terengganu and one mine respectively in Kedah and Pahang. In 2018, the production was 1,004,068 tonnes valued at RM102.00 million compared with 445,146 tonnes worth RM55.29 million in 2017, an 85 percent increase of production value.

KAOLIN

In 2018, a total of 16 kaolin mines operating in the states of Perak, Pahang, and Terengganu. There were 14 kaolin mines in Perak, one each in Pahang and Terengganu. Kaolin production in 2018 was 312,616 tonnes valued at 37.51 million compared with 336,289 tonnes valued at RM41.93 million in 2017, a decrease of 18 percent of production value.

BAUKSIT

Pada tahun 2018, moratorium perlombongan bauksit di Kuantan, Pahang yang bermula pada 15 Januari 2016 dan masih berterusan sehingga hujung tahun 2018. Oleh yang demikian, hanya negeri Johor yang mengeluarkan bauksit dari tiga lombong yang terletak di Pengerang. Pada tahun tersebut, jumlah pengeluaran bauksit tahunan meningkat sebanyak 211 peratus kepada 589,684 tan bernilai RM66.16 juta berbanding 189,131 tan bernilai RM21.96 juta pada tahun 2017

FELDSPAR

Pada tahun 2018, terdapat lima lombong feldspar di mana dua lombong beroperasi di Kelantan dan tiga di Negeri Sembilan. Pengeluaran feldspar pada tahun 2018 ialah sebanyak 342,851 tan bernilai RM15.77 juta berbanding 338,104 tan bernilai RM18.38 juta pada tahun 2017, iaitu penurunan nilai pengeluaran sebanyak 14 peratus.

MIKA

Mika hanya dilombong di Perak dalam bentuk mineral serisit. Terdapat dua lombong mika yang beroperasi pada tahun 2018, sama seperti tahun sebelumnya. Jumlah pengeluaran mika pada tahun 2018 meningkat sebanyak lapan peratus kepada 5,165 tan bernilai RM3.10 juta berbanding 4,787 tan bernilai RM2.91 juta pada tahun 2017.

MANGAN

Terdapat 15 lombong mangan yang beroperasi pada tahun 2018 di Kelantan dan Pahang. Daripada jumlah lombong tersebut, tiga belas lombong terletak di Kelantan dan dua di Pahang. Pengeluaran mangan pada tahun 2018 meningkat sedikit kepada 1,262,725 tan bernilai RM232.34 juta berbanding 1,266,106 tan bernilai RM166.77 pada tahun 2017 iaitu peningkatan sebanyak 39 peratus dalam nilai pengeluaran akibat peningkatan harga mangan di pasaran.

BAUXITE

In 2018, the enforcement of moratorium for bauxite mining in Kuantan, Pahang which was started on 15 January 2016 and had continued until the end of year 2018. Hence, only Johor produced bauxite from three mines located in Pengerang. During the same year, there was an increase of bauxite annual production at 211 percent which is 589,684 tonnes valued at RM66.16 million compared with 189,131 tonnes valued at RM21.96 million in 2017.

FELDSPAR

In 2018, there were five feldspar mines where two mines were operating in Kelantan and three mines in Negeri Sembilan. The production of feldspar in 2018 was 342,851 tonnes valued at RM15.77 million compared with 338,104 tonnes valued at RM18.38 million in 2017, a decrease of 14 percent in production value.

MICA

Mica was only mined in Perak in the form of sericite mineral. There were two operating mica mines in 2018, as were in the previous year. The total production of mica in 2018 increased by eight percent to 5,165 tonnes, valued at RM3.10 million compared with 4,787 tonnes at RM2.91 million in 2017.

MANGANESE

There were 15 manganese mines in operation during 2018 in Kelantan and Pahang. Out of the total mines, thirteen were located in Kelantan and two in Pahang. The production of manganese in 2018 increased slightly to 1,262,725 tonnes valued at RM232.34 million from 1,266,106 tan tonnes valued at RM166.77 million in 2017, a 39 percent increase of production value

BATU KAPUR

Hanya sebuah lombong batu kapur di Sarawak iaitu Luckyhill Quarry Sdn. Bhd. Pada tahun 2018, jumlah pengeluaran batu kapur adalah sebanyak 16,957 tan bernilai RM0.17 juta berbanding 15,808 tan bernilai RM0.16 juta pada tahun 2017.

BATU DIMENSI

Terdapat sebuah lombong batu dimensi iaitu Lombong Lembaga Tabung Amanah Warisan di Terengganu. Pada tahun 2018, jumlah pengeluaran batu dimensi daripada lombong tersebut adalah sebanyak 1,418 m³ bernilai RM2.55 juta berbanding sebanyak 1,422 m³ bernilai RM2.56 juta dalam tahun sebelumnya.

LEMPONG BEBOLA

Lemping bebola di keluarkan dari sebuah lombong di Sarawak iaitu Keresa Sdn Bhd. Pengeluaran lemping bebola pada tahun 2018 adalah sebanyak 258,790 tan bernilai RM0.80 juta.

LIMESTONE

The was only one limestone in operation Sarawak which is Luckyhill Quarry Sdn. Bhd. In 2018, the total production was 16,957 tonnes valued at RM0.17 million compared with 15,808 tonnes valued at RM0.16 million in 2017.

DIMENSION STONE

There was one dimension stone mine which is Lombong Lembaga Tabung Amanah Warisan Negeri Terengganu in Terengganu. In 2018, the total production of dimension stone from the above said mine was 1,418 m³ valued at RM2.55 million compared to 1,422 m³ valued at RM2.56 million.

BALL CLAY

Ball clay was produced from a mine in Sarawak which is the Keresa Sdn Bhd. The production of ball clay from mining land in 2018 was at 258,790 tan valued at RM0.80 millions.

TENEMEN MINERAL: LESEN MENCARIGALI, LESEN PENJELAJAHAN, PAJAKAN MELOMBONG DAN LESEN MELOMBONG TUAN PUNYA

MINERAL TENEMENT: PROSPECTING LICENCE, EXPLORATION LICENCE, MINING LEASE AND PROPRIETARY MINING LICENCE

Pada tahun 2018, sejumlah 229 permohonan teneman telah direkodkan melibatkan permohonan baru dan pembaharuan teneman di seluruh Negara. Daripada jumlah ini, terdapat sebanyak 100 permohonan untuk Lesen Mencarigali (PL), 13 permohonan Lesen Penjelajahan (EL), 67 permohonan Pajakan Melombong (ML) dan 48 permohonan Lesen Melombong Tuan Punya (PML). Statistik ini menunjukkan penurunan berbanding tahun 2017 (424 permohonan) iaitu hampir 46 peratus (46%) melibatkan semua jenis teneman. Perincian permohonan teneman mineral ini dinyatakan seperti Rajah 10 di bawah:

In year 2018, a total of 229 tenement applications were recorded involving a new and renewal tenement throughout the country. Out of this total, there were 100 applications for the Prospecting License (PL), 13 applications of Exploration License (EL), 67 applications of Mining Lease (ML) and 48 applications of Proprietary Mining License (PML). This statistic shows a decline compared to year 2017 (424 applications) of almost 46 percent (46%) involving all types of tenement. The details of these mineral tenement application are stated as Figure 10 below:

State	Prospecting License (PL/*GPL)			Exploration License (EL)			Mining Lease (ML)			Proprietary Mining License (PML)			Total Application Received
	New	Renew	Approved	New	Renew	Approved	New	Renew	Approved	New	Renew	Approved	
Perlis	1	0	0	0	0	0	0	1	1	0	0	0	2
Pulau Pinang	0	0	0	0	0	0	0	0	0	0	0	0	0
Kedah	3	0	0	1	0	0	0	1	1	1	0	4	6
Perak	15	0	10	9	0	5	20	1	15	30	0	30	75
Selangor	3	0	1	0	0	0	0	0	0	0	0	0	3
Negeri Sembilan	0	0	0	2	1	0	1	1	0	1	0	0	6
Melaka	0	0	0	0	0	0	0	0	0	0	0	0	0
Johor	0	0	0	0	0	0	6	0	3	14	0	5	20
Pahang	0	0	0	0	0	0	0	5	5	0	0	0	5
Terengganu	4	0	0	0	0	0	13	0	1	2	0	0	19
Kelantan	55	7	29	0	0	0	14	5	9	0	0	0	81
Sabah	10	0		0	0	0	0	0	0	0	0	0	10
Sarawak	1	1	2	0	0	0	0	0	0	0	0	0	2
Total	92	8	42	12	1	5	54	14	35	48	0	39	229
Grand Total	100			13			67			48			

Rajah 10: Bilangan Permohonan Tenemen 2018
 Figure 10: Number of Tenement Applications 2018

PERLIS

Pada tahun 2018, tiada sebarang permohonan baru bagi Pajakan Melombong (ML) dan Lesen Melombong Tuan Punya (PML) diterima di Negeri Perlis. Namun begitu terdapat satu (1) permohonan pembaharuan bagi Pajakan Melombong telah diterima dan diluluskan. Bagi Lesen Mencarigali, terdapat satu (1) permohonan telah diterima untuk pertimbangan Pihak Berkuasa Negeri.

KEDAH

Secara amnya, sektor perlombongan di sebelah utara Malaysia lebih tertumpu di Negeri Kedah berbanding Negeri Perlis dan Pulau Pinang. Sehingga penghujung Disember 2018, sebanyak 13 teneman mineral berkuatkuasa mengikut Enakmen Mineral (Kedah) 2004 dengan mineral yang dilombong adalah dari jenis bijih besi, bijih timah, tungsten dan pasir silika. Walaubagaimanapun hanya 2 buah lombong sahaja aktif, melibatkan sebuah lombong besi dan sebuah lombong pasir silika. Rekod permohonan teneman mineral bagi negeri Kedah melibatkan 3 permohonan baru Lesen Carigali (PL) dan 1 permohonan baru Lesen Penyelajahan (EL), manakala untuk Pajakan Melombong (ML) melibatkan 1 permohonan pembaharuan dan 1 kelulusan. Bagi permohonan Lesen Melombong Tuan Punya (PML) pula direkodkan terdapat 1 permohonan baru dan 4 kelulusan telah dikeluarkan sepanjang 2018.

PULAU PINANG

Seperti tahun-tahun sebelumnya, tiada sebarang permohonan teneman mineral direkodkan bagi negeri Pulau Pinang sehingga penghujung tahun 2018.

PERLIS

In year 2018, there was no any new application for Mining Lease (ML) and Proprietary Mining License (PML) have been received in the State of Perlis. However, one (1) renewal application for ML has been received and approved. For Prospecting License (PL), there was one (1) application has been received for consideration by the State Authority.

KEDAH

Generally, the mining sector at the northern side of Malaysia is more concentrated in State of Kedah than Perlis and Penang. Until end of December 2018, a total of 13 mineral tenements still in force in accordance with the Mineral Enactment (Kedah) 2004 with minerals have been mined were from the type of iron ore, tin, tungsten and silica sand. However, only 2 mines were active, involving an iron mine and a silica sand mine. The application record for the mineral tenement for Kedah involves 3 new applications for Prospecting Licences (PL) and 1 new application for Exploration Licence (EL), while for Mining Leases involving 1 renewal application and 1 approval. For the application of Proprietary Mining License (PML), there are 1 new application and 4 approvals have been issued throughout 2018.

PULAU PINANG

As in previous years, no application of mineral tenements has been recorded for the state of Penang until the end of 2018.

PERAK

Permohonan teneman mineral di Negeri Perak pada tahun 2018 terutamanya bagi Lesen Mencarigali dan Lesen Penjelajahan menunjukkan peningkatan dengan keluasan kawasan yang dipohon meningkat 4 kali ganda berbanding tahun 2017. Kawasan tumpuan utama aktiviti carigali dan penjelajahan ini adalah di Hulu Perak bagi mengenalpasti potensi deposit bijih timah. Terdapat 15 permohonan baru PL (10 diluluskan) dan 9 permohonan baru EL (5 diluluskan) telah direkodkan sepanjang 2018.

Bagi teneman Pajakan Melombong pula, terdapat 20 permohonan baru telah diterima untuk mineral bijih timah (2), kaolin (2) dan batu kapur/granite (16), manakala bagi permohonan pembaharuan pula 6 permohonan telah diterima bagi mineral bijih timah. Daripada jumlah permohonan teneman Pajakan Melombong ini, 15 permohonan telah diluluskan. Manakala bagi teneman PML, sebanyak 30 permohonan telah diterima untuk mineral bijih timah (1), lempung bebola (1) dan batu kapur/granite (28), dengan 30 permohonan telah diluluskan bagi tahun 2018.

Negeri Perak telah membuat pindaan kepada Enakmen Mineral (Perak) 2003 dengan mentafsir semula batu kapur dan granit sebagai mineral melalui Enakmen Mineral (Perak) (Pindaan) 2011 dengan tarikh kuatkuasa pada 1 Januari 2012. Sehubungan itu, semua aktiviti (kuari) pengeluaran batu kapur dan granite telah diarahkan untuk menukar status tanah kepada Pajakan Melombong atau Lesen Melombong Tuan Punya dan tertakluk di bawah peruntukan Enakmen Mineral (Perak).

Daerah Hulu Perak dan Kuala Kangsar masih menjadi tumpuan utama permohonan tenemen mineral kerana terdapatnya longgokan bijih timah yang berpotensi untuk dibangunkan.

PERAK

The application of a mineral tenement in Perak in 2018 especially for Prospecting and Exploration Licence showed an increase in the area to be applied 4-fold compared to the year 2017. The main focus area of prospecting and exploration activities to identify tin deposit potential is in Hulu Perak. There were 15 new applications of PL (10 approved) and 9 new applications of EL (5 approved) have been recorded throughout 2018.

For the Mining Leases, there were 20 new applications were received for tin ores (2), ball clay (2), and limestone/granite (16), while for application of renewal, 6 applications have been received for tin ore. From the total application for this mining lease, 15 applications have been approved. For the tenement of Proprietary Mining License (PML), a total of 30 applications were received for tin ore (1), iron ore (1) and limestone/granite (28), with 30 applications approved for the year 2018.

State of Perak had made amendments to the Mineral Enactment (Perak) 2003 by reinterpreting the limestone and granite as minerals through the Mineral Enactment (Perak) (Amendment) 2011 with the effective date on 1 January 2012. In this regard, lime stone and granite production (quarry) activities have been directed to change the land status to the ML or the PML and subject to the provisions of the Mineral Enactment (Perak).

Hulu Perak and Kuala Kangsar districts are still the main focus of mineral tenement applications due to the potential of tin ore deposits to be developed.

SELANGOR

Negeri Selangor terkenal dengan sejarah perlombongan bijih timah sejak awal 1900-an sehingga penghujung tahun 2000. Selepas kejatuhan harga bijih timah dunia, aktiviti perlombongan semakin merosot dan sehingga Disember 2018 hanya 2 buah lombong sahaja beroperasi iaitu oleh KL Larut Sdn. Bhd. (bijih timah) di mukim Bestari Jaya, daerah Kuala Selangor dan oleh Association Pan Malaysia Cement (APMC) di mukim Rawang, daerah Gombak (batu kapur – operasi di bawah pajakan melombong yang masih berkuatkuasa sehingga 24/3/2020). Bagi tahun 2018, tiada permohonan baru atau pembaharuan Pajakan Melombong (ML) diterima. Manakala untuk Prospecting License (PL) terdapat 3 permohonan baru dengan 1 kelulusan telah dikeluarkan oleh Pihak Berkuasa Negeri.

NEGERI SEMBILAN

Sepanjang tahun 2018, terdapat 5 lombong (2 bijih besi, 3 feldspar) dengan teneman ML dan PML yang masih berkuatkuasa di Negeri Sembilan tetapi hanya 4 lombong (1 bijih besi, 3 feldspar) sahaja dikeluarkan Surat Kelulusan Sekim Pengendalian Melombong (SKSPM) oleh JMG Negeri Sembilan.

Bagi PML, tiada permohonan baru diterima tetapi terdapat 1 permohonan pembaharuan untuk pertimbangan Kerajaan Negeri. Untuk teneman ML pula, terdapat 1 permohonan baru dan 1 permohonan pembaharuan diterima. Rekod permohonan EL pula menunjukkan terdapat 2 permohonan baru dan satu permohonan pembaharuan diterima manakala bagi teneman PL tiada sebarang permohonan baru dan pembaharuan diterima.

MELAKA

Aktiviti perlombongan di Melaka tidak menunjukkan sebarang peningkatan berbanding tahun sebelumnya. Pada tahun 2018 terdapat hanya satu (1) ML yang masih sah, manakala bagi permohonan baru dan pembaharuan lain-lain teneman adalah tiada.

SELANGOR

The state of Selangor was renowned for its tin mining history since the early 1900's until the end of 2000. After the fall of the world's tin prices, mining activities deteriorated and until December 2018 only 2 mines have been operational by KL Larut Sdn. Bhd. (tin ore) at mukim Bestari Jaya, district of Kuala Selangor and by Association Pan Malaysia Cement (APMC) at Mukim Rawang, the district of Gombak (limestone – operations under a mining lease which is still in force until 24/3/2020). For the year 2018, no new application or renewal of Mining Lease (ML) was received. While for Prospecting License (PL) there are 3 new applications with 1 approval have been issued by the State Authority.

NEGERI SEMBILAN

During the year 2018, there were 5 mines (2 iron ore, 3 feldspar) with tenement of ML and PML that were still in force in Negeri Sembilan but only 4 mines (1 iron ore, 3 feldspar) have been issued the Approval Letter of Operational Mining Scheme (SKSPM) by JMG Negeri Sembilan.

For PML, no new applications are received but there are 1 renewal application for State consideration. For tenement ML, there are 1 new application and 1 renewal application received. A record of the EL application shows that there are 2 new applications and a renewal application received, while for the PL no new application and renewal received.

MELAKA

Mining activities in Melaka did not show any improvement over the previous year. In 2018 there was only one (1) ML that was still valid, while for new applications and the renewal of other tenements was none.

JOHOR

Johor adalah antara negeri yang aktif dalam aktiviti perlombongan dan sehingga Disember 2018, sebanyak 18 buah lombong direkodkan beroperasi di Negeri ini bagi pengeluaran mineral jenis bauksit (4), bijih besi (4), bijih timah (2) dan pasir silika (8).

Berbanding tahun sebelumnya, pengeluaran bauksit menunjukkan peningkatan sebanyak 54% disebabkan permintaan pasaran yang tinggi, kesan daripada Moratorium Bauksit Negeri Pahang yang masih berkuatkuasa pada tahun 2018. Walaubagaimanapun, pengeluaran bijih besi berkurangan (82%) disebabkan permintaan dan harga yang rendah. Penutupan lombong bijih timah, Limemax (M) Sdn. Bhd. pula telah menyebabkan pengeluaran bijih timah berkurangan sebanyak 96%, dengan 1 buah lombong sahaja iaitu Lembaga Kemajuan Johor Tenggara sebagai pengeluar tunggal bijih timah di Johor.

Bagi permohonan baru dan pembaharuan teneman, tiada sebarang permohonan direkodkan ke atas PL dan EL. Walaubagaimanapun, terdapat 6 permohonan baru untuk mendapatkan PL (3 diluluskan untuk bijih besi) dan 14 permohonan untuk PML (5 diluluskan untuk bauksit).

PAHANG

Sepanjang tahun 2018, terdapat 71 lombong direkodkan di Negeri Pahang, iaitu 9 lombong emas, 22 lombong besi, 6 lombong bijih timah, 2 lombong manganese, 1 lombong kaolin dan 31 lombong bauksit. Surat Kelulusan Sekim Pengendalian Melombongan (SKSPM) hanya dikeluarkan oleh JMG Pahang kepada 45 buah lombong dalam tahun yang sama. Ini disebabkan aktiviti perlombongan bauksit dihentikan buat sementara, kesan kepada Moratorium Bauksit. Namun begitu, SKSPM ada juga dikeluarkan kepada 5 buah lombong bauksit sahaja.

JMG Pahang mencatatkan bilangan pemegang teneman mineral Sijil Melombongan (MC) / Negeri Pajak Melombongan (ML) / Lesen Melombongan Tuan Punya (PML) yang masih berkuatkuasa adalah sebanyak 174 tenemen di mana 128 adalah ML dan 46 adalah PML. Untuk tahun 2018, tiada sebarang

JOHOR

Johor is an active state in mining activities and until December 2018, a total of 18 mines were recorded in the state for the production of mineral-type bauxite (4), iron ore (4), tin ore (2) and silica sand (8).

Over the previous year, the production of bauxite showed an increase of 54% due to high market demand, impact from Moratorium Bauxite of state of Pahang which was still in force in 2018. However, the production of iron ore reduced (82%) due to less demand and low price. The closure of a tin mine, Limemax (M) Sdn. Bhd. had resulted in the production of tin mines reduced by 96%, with 1 mines only, Southeast Johor Development Authority as the sole producer of tin ore in Johor.

For new and renewal tenements, no application were recorded on the PL and EL. However, there are 6 new applications to obtain the PL (3 approved for iron ore) and 14 applications for PML (5 approved to bauxite).

PAHANG

During the year 2018, there were recorded 71 mines in Pahang, which were 9 gold mines, 22 Iron ore, 6 tin ore, 2 manganese, 1 kaolin and 31 were bauxite. An Approval Letter of Operational Mining Scheme (SKSPM) only was issued by Pahang JMG to 45 mines in the same year. This is due to bauxite mining activities have been temporarily halted, a result of Bauxite Moratorium by State Government. However, SKSPM has also been issued to 5 bauxite mines with approval of the State Government.

Pahang JMG office registered a number of tenement holders of Mining Certificate (MC) / Mining Lease (ML) / Proprietary Mining Lease (PML) which were still in force by 174 tenements where 128 were ML and 46 were PML. For year 2018, no any new approval has been issued by States Authority for ML, Prospecting

kelulusan baru telah dikeluarkan oleh Pihak Berkuasa untuk ML, Lesen Carigali (PL) dan PML. Hanya terdapat 5 buah pembaharuan ML sahaja yang telah diluluskan sepanjang tahun 2018.

Secara amnya, aktiviti carigali di negeri Pahang tidak begitu aktif dalam tahun 2018 disebabkan oleh kelembapan ekonomi dunia yang tidak menentu dan beberapa masalah yang lain seperti tiada persetujuan antara pelabur dengan pemegang pajakan dimana rizab mineral tidak ekonomik untuk dilombong berikutan penurunan pada harga mineral.

TERENGGANU

Sehingga penghujung tahun 2018, terdapat 29 buah lombong direkodkan masih mempunyai teneman dengan tempoh yang sah tetapi hanya 20 buah lombong sahaja yang aktif beroperasi, menyamai bilangan yang direkodkan pada 2017. Mineral-mineral utama yang dilombong adalah bijih besi, pasir silika, kaolin dan batu dimensi, manakala bijih timah adalah mineral sampingan yang dikeluarkan.

Sepanjang tahun 2018, terdapat 4 permohonan baharu PL, 13 permohonan baharu ML dan 2 permohonan baharu PML telah diterima oleh JMG Negeri untuk ulasan dan laporan. Walaubagaimanapun Pihak Berkuasa Negeri hanya meluluskan 1 permohonan untuk ML.

KELANTAN

Sehingga 31 Disember 2018, direkodkan terdapat sejumlah 135 pemegang ML (88) dan PML (47) masih berkuatkuasa di Negeri Kelantan. Walau bagaimanapun, bilangan lombong yang aktif beroperasi dan mempunyai Surat Kelulusan Sekim Pengendalian Melombong adalah sebanyak 28 buah lombong sahaja. Mineral utama yang dilombong adalah emas (11), bijih besi (5), bijih mangan (10) dan feldspar (2). Disamping itu terdapat juga produk sampingan yang dikeluarkan daripada pemprosesan mineral iaitu perak (1).

License (PL) and PML. Only 5 renewals of ML have been approved during the year 2018.

Generally, exploration activities in Pahang not as active in the year 2018 due to the slowdown in the world economy and some other problems such as no agreement between investors with leaseholder in which a mineral deposit not economical to be mined following the reduction at mineral price .

TERENGGANU

Up to the end of the year 2018, there were 29 mines recorded still having the tenements with a valid period but only 20 mines were actively operating, similar to the number recorded in 2017. The main minerals mined are iron ore, silica sand, and dimension stone, while tin ore is a by product mineral.

During the year 2018, there were 4 new applications of PL, 13 new ML applications and 2 new application PML was received by JMG for reviews and reports. However, the state authority only approved 1 application for ML.

KELANTAN

As at 31 December 2018, there were recorded a total of 135 holders of ML (88) and PML (47) still in force in Kelantan. However, the number of mines that were active in operation and had an Approval Letter of Operational Mining Scheme of 28 mines only. The major minerals mined are gold (11), iron ore (5), manganese ore (10) and feldspar (2). Apart from that, silver (1) also has been produced as by product from mineral processing.

Jumlah permohonan teneman pada tahun 2018 telah direkodkan seperti berikut iaitu bagi permohonan baru, 14 untuk ML, 55 untuk PL, dan 5 untuk PML. Bagi permohonan pembaharuan teneman pula, 5 untuk ML dan 7 untuk PL. Daripada jumlah ini, sebanyak 9 PL, 29 ML dan 1 PML telah dilulus dan dikeluarkan oleh Pihak Berkuasa Negeri.

SABAH

Sektor perlombongan di Sabah agak perlahan, dan sehingga penghujung tahun 2018, hanya terdapat 1 buah lombong beroperasi di atas PL CL105651438 dengan tempoh pajakan sehingga 31 Dis 2048 (35 tahun). Mineral yang dilombong adalah emas yang diusahakan oleh Southsea Gold Sdn. Bhd.

Berdasarkan rekod di Pejabat JMG Sabah terdapat 2 PL yang masih sah sehingga 2018. Pejabat JMG Sabah juga ada menerima 8 permohonan baru PL untuk ulasan teknikal daripada Jabatan Tanah dan Ukur Negeri Sabah. Bagi lain-lain teneman pula tiada sebarang permohonan baru atau pembaharuan diterima sepanjang 2018.

SARAWAK

Secara keseluruhan, pengeluaran mineral daripada industri perlombongan di Sarawak menurun sepanjang tahun 2018. Sehingga penghujung 2018, direkodkan sebanyak 43 teneman pajakan masih berkuatkuasa iaitu 26 bagi Pajakan Melombong (PL), 10 bagi Sijil Melombong (MC) dan 7 bagi Lesen Melombong Tuan Punya (PML). Daripada jumlah teneman mineral yang masih berkuatkuasa ini, hanya 12 buah lombong aktif menghasilkan pengeluaran, di mana salah satu daripadanya adalah lombong jenis bawah tanah (lombong arang batu).

Bagi permohonan baru dan pembaharuan teneman pula, hanya 1 lesen baru dan 1 pembaharuan Lesen Carigali (PL) dikeluarkan oleh Kerajaan Negeri.

The number of tenement applications in 2018 were recorded as follows, for new applications, 14 for ML, 55 for PL, and 5 for PML. For the renewal of a tenement, 5 to ML and 7 for PL. From these total, 9 PL, 29 ML and 1 PML were approved and issued by The State Authority .

SABAH

The mining sector in Sabah is relatively slow, and until the end of the year 2018, there was only 1 mine operating on the PL CL105651438 with the lease term up to 31 Dec 2048 (35 years). The minerals mined are gold which being operated by Southsea Gold Sdn. Bhd.

Based on record at the Sabah JMG Office, there are 2 PL that are still valid until 2018. The Sabah JMG office has received 8 new PL applications for technical review from the Sabah Lands and Surveys Department. For others tenement, no new application or renewal was received during the 2018.

SARAWAK

Overall, the production of minerals from the mining industry in Sarawak decreased during the year 2018. Until the end of 2018, recorded a total of 43 lease tenements are still in force which is 26 for Mining Leases (PL), 10 for Mining Certificates (MC) and 7 for the Proprietary Mining License (PML). Out of total mineral tenement in force, only 12 mines are actively producing, of which one is an underground mines (coal mines).

For new applications and renewal, only 1 new license and 1 renewal of Exploration License (PL) was issued by the State Government.

Jadual
Table **1a**

Nilai pengeluaran mineral mengikut negeri
Values of minerals produced by state

Produk Products	Kedah		Perak		Selangor		Negeri Sembilan		Johor	
	Pengeluaran (tan) Production (tonne unless otherwise specified)	Nilai RM (Juta) Value RM (Million)	Pengeluaran (tan) Production (tonne unless otherwise specified)	Nilai RM (Juta) Value RM (Million)	Pengeluaran (tan) Production (tonne unless otherwise specified)	Nilai RM (Juta) Value RM (Million)	Pengeluaran (tan) Production (tonne unless otherwise specified)	Nilai RM (Juta) Value RM (Million)	Pengeluaran (tan) Production (tonne unless otherwise specified)	Nilai RM (Juta) Value RM (Million)
Timah dalam Konsentrat <i>Tin-in-concentrates</i>	-	-	3,175	257.50	13	1.04	-	-	45	3.66
Bauksit <i>Bauxite</i>	-	-	-	-	-	-	-	-	589,684	66.16
Bijih Besi <i>Iron Ore</i>	5,493	0.82	-	-	-	-	-	-	904,137	135.62
Kaolin <i>Kaolin</i>	-	-	216,518	25.98	-	-	-	-	-	-
* Emas (gram) <i>Gold (gramme)</i>	-	-	-	-	-	-	-	-	-	-
Pasir Silika <i>Silica Sand</i>	14,508.00	1.58	-	-	-	-	-	-	397,576	43.42
Arang Batu <i>Coal</i>	-	-	-	-	-	-	-	-	-	-
Mangan <i>Manganese</i>	-	-	-	-	-	-	-	-	-	-
Mika <i>Mica</i>	-	-	5,165	3.10	-	-	-	-	-	-
Feldspar	-	-	-	-	-	-	35,721	1.64	-	-
Batu Kapur <i>Limestone</i>	-	-	-	-	-	-	-	-	-	-
** Batu Dimensi (m ³) <i>Dimension Stone (m³)</i>	-	-	-	-	-	-	-	-	-	-
Lempung Bebola <i>Ball Clay</i>	-	-	-	-	-	-	-	-	-	-
Jumlah total		2.41		286.58		1.04		1.64		248.86

Nota : * pengeluaran emas dalam unit gram
Note : *gold production in gram units*

** pengeluaran batu dimensi dalam unit m³
dimension stone production in m³ units

Sambungan mukasurat seterusnya
Continue next page

Jadual
Table **1b**

Nilai pengeluaran mineral mengikut negeri
Values of minerals produced by state

Produk Products	Pahang		Terengganu		Kelantan		Sarawak		Sabah		Jumlah Total	
	Pengeluaran (tan) Production (tonne unless otherwise specified)	Nilai RM (Juta) Value RM (Million)	Pengeluaran (tan) Production (tonne unless otherwise specified)	Nilai RM (Juta) Value RM (Million)	Pengeluaran (tan) Production (tonne unless otherwise specified)	Nilai RM (Juta) Value RM (Million)	Pengeluaran (tan) Production (tonne unless otherwise specified)	Nilai RM (Juta) Value RM (Million)	Pengeluaran (tan) Production (tonne unless otherwise specified)	Nilai RM (Juta) Value RM (Million)	Pengeluaran (tan) Production (tonne unless otherwise specified)	Nilai RM (Juta) Value RM (Million)
Timah dalam Konsentrat Tin-in-concentrates	635	51.54	-	-	-	-	-	-	-	-	3,868	313.74
Bauksit Bauxite	-	-	-	-	-	-	-	-	-	-	589,684	66.16
Bijih Besi Iron Ore	1,629,484	244.42	7,17,870	107.68	96,650	14.50	-	-	-	-	3,353,634	503.05
Kaolin Kaolin	51,000	6.12	45,098	5.41	-	-	-	-	-	-	312,616	37.51
* Emas (gram) Gold (gramme)	1,593,615	271.15	-	-	1,291,913	219.82	-	-	92,593.50	15.75	2,978,122	506.73
Pasir Silika Silica Sand	-	-	504,093	55.05	-	-	17,892	1.95	-	-	934,068	102.00
Arang Batu Coal	-	-	-	-	-	-	2,652,813	371.39	-	-	2,652,813	371.39
Mangan Manganese	201,600	37.09	-	-	1,061,125	195.25	-	-	-	-	1,262,725	232.34
Mika Mica	-	-	-	-	-	-	-	-	-	-	5,165	3.10
Feldspar Feldspar	-	-	-	-	307,130	14.13	-	-	-	-	342,851	15.77
Batu Kapur Limestone	-	-	-	-	-	-	16,957	0.17	-	-	16,957	0.17
** Batu Dimensi (m ³) Dimension Stone (m ³)	-	-	1,418.30	2.55	-	-	-	-	-	-	1,418	2.55
Lempung Bebola Ball Clay	-	-	-	-	-	-	39,855.13	0.80	-	-	39,855	0.80
Jumlah total		610.33		170.69		443.69		374.31				2,155.32

Nota : * pengeluaran emas dalam unit gram
Note : gold production in gram units

** pengeluaran batu dimensi dalam unit m³
dimension stone production in m³ units



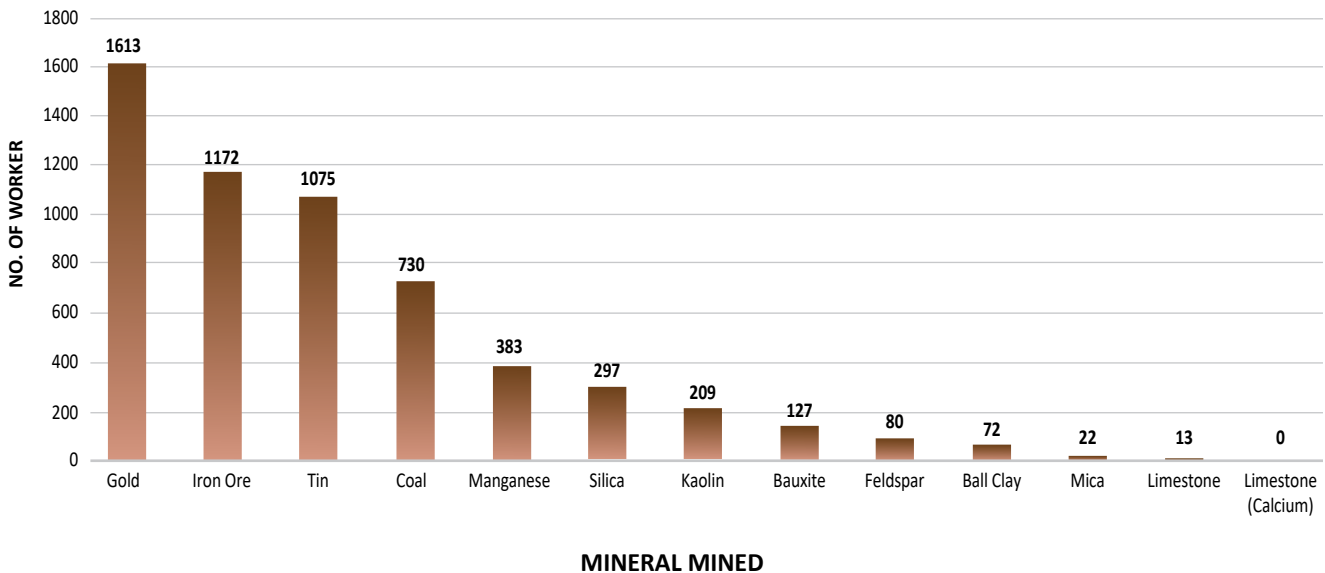
TENAGA KERJA WORKFORCE

Pada akhir tahun 2018, terdapat 5,793 orang dalam tenaga kerja industri perlombongan, meningkat 10.4 peratus berbanding 5,248 pekerja dari tahun lepas. Tenaga kerja adalah dalam pelbagai jenis perlombongan mineral: 4,370 orang (75.4 peratus) bekerja dalam perlombongan mineral berlogam, 693 orang (12.0 peratus) bekerja di dalam perlombongan mineral bukan logam dan 730 orang (12.6 peratus) adalah di dalam perlombongan arang batu.

Statistik bagi lima bilangan tenaga kerja tertinggi berdasarkan jenis perlombongan mineral adalah 1,613 pekerja lombong emas diikuti oleh lombong bijih besi (1,172), lombong bijih timah (1,075), lombong arang batu (730) dan lombong mangan (383). Rajah 11 menunjukkan pecahan keseluruhan bilangan tenaga kerja mengikut jenis perlombongan mineral di Malaysia.

At the end of 2018, there were 5,793 people in the mining industry workforce, an increase of 10.4 percent compared with 5,248 workers from last year. Workforce was in various types of mineral mining: 4,370 people (75.4 percent) worked in metallic minerals mining, 693 people (12.0 percent) worked in non-metallic minerals mining and 730 people (12.6 percent) were in coal mining.

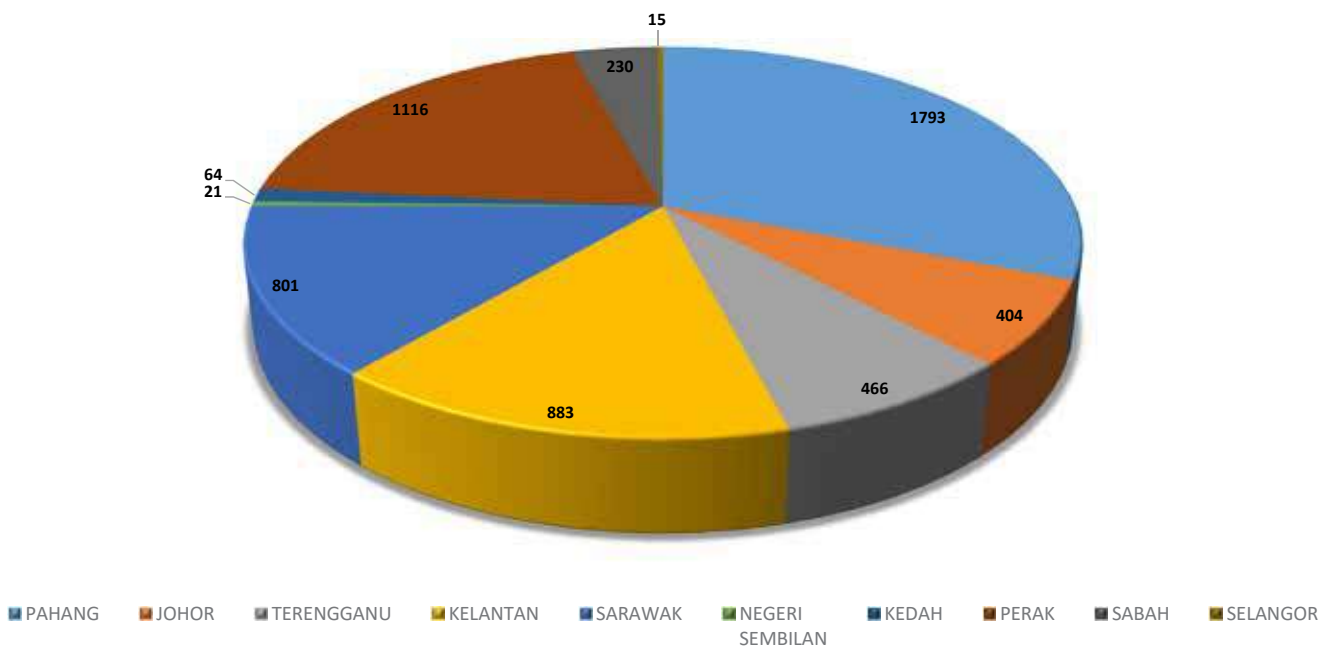
The five highest number of workforce statistics in mining based on the type of mineral were 1,613 gold mining workers followed by iron ore mines (1,172), tin ore mines (1,075), coal mines (730) and manganese mines (383). Figure 11 shows the breakdown of the total number of workforces by type of mineral mining in Malaysia.



Rajah 11 : Tenaga kerja mengikut jenis mineral, 2018
Figure 11 : Workforce by type of minerals, 2018

Pahang dan Perak adalah dua negeri dengan jumlah tenaga kerja terbanyak, yang menyumbang 50.2 peratus pekerjaan perlombongan di negara ini. Rajah 12 memaparkan pecahan bilangan dan peratusan tenaga kerja mengikut negeri pada tahun 2018. Daripada 5,793 pekerja yang dilaporkan, Pahang mempunyai 1,793 pekerja (31.0 peratus), diikuti Perak dengan 1,116 (19.3 peratus), Kelantan dengan 883 (15.2 peratus), Sarawak dengan 801 (13.8 peratus), Terengganu dengan 466 (8.0 peratus), Johor dengan 404 (7.0 peratus), Sabah dengan 230 (4.0 peratus), Kedah dengan 64 (1.1 peratus), Selangor dengan 15 pekerja (0.3 peratus) dan Negeri Sembilan dengan 21 pekerja (0.4 peratus).

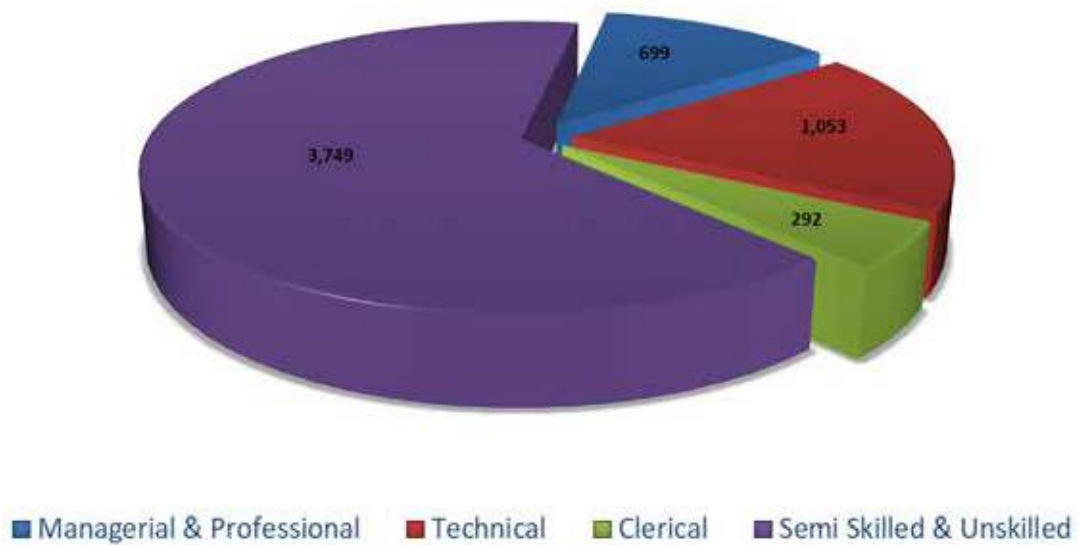
Pahang and Perak were the two states with the largest number of workforces, accounting for 50.2 percent of mining employment in the country. Figure 12 shows the breakdown of the number and percentage of workforce by state in 2018. Of the 5,793 workers reported, Pahang had 1,793 employees (31.0 percent), followed by Perak with 1,116 (19.3 percent), Kelantan with 883 (15.2 percent), Sarawak with 801 (13.8 percent) Terengganu with 466 (8.0 percent), Johor with 404 (7.0 percent), Sabah with 230 (4.0 percent), Kedah with 64 (1.1 percent), Selangor with 15 employees (0.3 percent) and Negeri Sembilan with 21 employees (0.4 percent).



Rajah 12: Tenaga kerja mengikut negeri, 2018
Figure 12: Workforce by state, 2018

Empat kategori pengkelasan jawatan telah digunakan dalam tenaga kerja sektor perlombongan: separuh mahir & tidak mahir, perkeranian, teknikal, profesional dan pengurusan. Rajah 13 menunjukkan pecahan bilangan dan peratusan tenaga kerja mengikut pengkelasan jawatan. Sebanyak 64.7 peratus pekerja (3,749) jatuh di bawah kategori separuh mahir dan tidak mahir. Kakitangan teknikal terdiri 18.2 peratus (1053) manakala 0.5 peratus (292) dalam perkeranian. Kategori selebihnya adalah Pengurusan dan Profesional ialah sebanyak 12.1 peratus (699).

Four categories of job classification have been used in the mining sector workforce: semi-skilled & unskilled, clerical, technical, professional and managerial. Figure 13 shows the breakdown of the number and percentage of the workforce by job classification. A total of 64.7 percent of workers (3,749) fall under the semi-skilled and unskilled category. Technical personnel comprised 18.2 percent (1053) while 0.5 percent (292) were management. The remaining category in the workforce are managerial and professionals comprised 12.1 per cent (699).



Rajah 13: Pekerja dalam Perlombongan Mengikut Pengkelasan Jawatan, 2018
Figure 13: Workforce by job classifications, 2018



PROSPEK PERLOMBONGAN DI 2019

MINING OUTLOOK IN 2019

Empat bulan pertama 2019 menyaksikan kerancakan aktiviti bagi hampir kesemua perlombongan mineral utama negara kecuali batu kapur. Prestasi ini disumbangkan oleh harga pasaran yang lebih baik dan dijangka akan terus bertahan ke penghujung tahun ini.

Secara amnya tahun 2019 dijangka menyaksikan pengukuhan terus harga timah di pasaran walaupun penunjuk prestasi empat bulan pertama yang kurang menyerlah berbanding pada tahun sebelumnya. Harga purata bagi timah di London Metal Exchange bagi bulan Januari-April 2019 adalah USD20,566.36/tan berbanding USD21,148/tan pada tempoh yang sama tahun 2018. Seiring dengan itu, pengeluaran timah bagi Januari-April 2019 menurun sedikit ke 1,228 tan berbanding 1,258 tan pada tempoh yang sama dalam 2018.

Harga emas di Kitco sepanjang Januari - April 2019 turut menunjukkan penurunan ke USD1,286.44/troy auns berbanding USD1,330.65/troy auns pada tempoh yang sama 2017. Walaupun harga sedikit turun, pengeluaran emas negara tetap melonjak ke 1,215,368 gram pada tempoh Januari-April 2018, jauh lebih tinggi berbanding tempoh tersebut pada tahun sebelumnya iaitu 835,483 gram.

Pengeluaran mangan bagi empat bulan pertama Januari-April 2019 menunjukkan penurunan ke 308,184 tan dari 405,461 tan pada tempoh yang sama tahun sebelumnya. Pengeluaran bijih besi juga menunjukkan trend pengeluaran yang sama dimana pengeluaran bagi sukutahun pertama 2019 iaitu jatuh ke 880,037 tan berbanding 1,213,071 tan pada tahun lepas.

Pengeluaran bauksit pada tahun 2019 semakin meningkat berikutan pembukaan satu lombong baru di Johor. Pengeluaran bauksit bagi empat bulan pertama Januari-April 2019 menunjukkan lonjakan ke 489,153 tan dari 44,726 tan pada tempoh yang sama tahun sebelumnya. Kementerian Air, Tanah dan Sumber Asli dengan kerjasama Jabatan Mineral dan Geosains Malaysia dalam proses menyiapkan Prosidur Operasi Standard bagi Aktiviti Perlombongan dan Pengeksportan Bauksit di Negeri Pahang. Dengan adanya SOP ini operasi perlombongan bauksit dijangka akan kembali rancak.

The four months of 2019 saw vibrant mining activities for almost all of the country's major minerals except for limestone. This performance is contributed by better market price and is expected to last until the end of the year.

Generally, 2018 is expected to see further strengthening of tin market price even with less vibrant performance during the first four months as compared to the previous year. The average price of tin in the London Metal Exchange for January-April 2019 was USD20,566.36/tonne compared to USD21,148/tonne in the same period of 2018. Along with that, tin production for January-April 2019 also slightly dropped to 1,228 tonnes compared to 1,258 tonnes in the same period in 2018.

The gold price in Kitco during January - April 2019 fell to USD1,286.44/troy ounce compared to USD1,330.65/troy ounce during the same period 2018. Even though the price is low, the country's gold production increase to 1,215,368 grams in January - June 2019 period, significantly higher than the previous year's 835,483 grams.

The manganese production of January-April 2019 shows a decrease to 308,184 tonnes from 405,461 tonnes in the same period last year. The production iron ore also showed a similar trend where there was a drop in production for the first quarter of 2019, falling to 880,037 tonnes compared with 1,213,071 tonnes last year.

The production of bauxite in 2019 increase tremendously due to the opening of a new mine in Johor. The bauxite production of January-April 2018 surged to 489,153 tonnes from 44,726 tonnes in the same period last year. The Ministry of Water, Land and Natural Resources in collaboration with the Department of Minerals and Geoscience Malaysia is in the process of preparing the Standard Operating Procedure for Mining and Exporting of Bauxite in Pahang. With the SOP, the operation the bauxite mining operation is expected to recover.





RINGKASAN PERANGKAAN
SUMMARY OF STATISTICS

Jadual **2a** Table

Ringkasan Perangkaan bagi Tahun 2018 Summary of Statistics for Year 2018

Produk Utama Primary Products

Produk Products	Bilangan Lombong Number of Mines		Bilangan Pekerja Number of Workers		*Pengeluaran (tan) *Production (tonne)		Nilai Value RM (Juta) RM (Million)	
	2018	2017	2018	2017	2018	2017	2018	2017
Timah dalam Konsentrat <i>Tin-In-Concentrates</i>	17	18	1,075	1,286	3,868	3,894	313.74	233.92
Bauksit <i>Bauxite</i>	3	3	127	6	589,684	189,131	66.16	21.96
Bijih Besi <i>Iron Ore</i>	52	49	1,172	1,101	3,353,634	3,919,632	503.05	767.22
Kaolin <i>Kaolin</i>	16	19	209	306	312,616	336,289	37.51	41.93
Emas <i>Gold</i>	19	17	1,613	1,385	2,978,122 (gram)	2,124,202 (gram)	506.73	403.85
Pasir Silika <i>Silica Sand</i>	12	10	249	153	1,004,068	445,146	102.00	55.29
Arang Batu <i>Coal</i>	7	6	730	620	2,652,813	2,988,212	371.39	405.37
Mangan <i>Manganese</i>	15	11	383	248	1,262,725	1,226,106	232.34	166.77
Lempung Bebola <i>Ball Clay</i>	3	2	72	23	258,790	130,950	0.80	5.89
Mika (Serisit) <i>Mica (Sericite)</i>	2	2	22	20	5,165	4,787	3.10	2.91
Feldspar <i>Feldspar</i>	5	6	80	83	342,851	338,104	15.77	18.38
Batu Kapur <i>Limestone</i>	1	1	-	4	16,957	15,808	0.17	0.16
Batu Dimensi <i>Dimension Stone</i>	1	1	13	13	1,418 (m ³)	1,422 (m ³)	2.55	2.56
JUMLAH TOTAL	153	145	5,745	5,248	-	-	2,155.32	2,126.21

Nota : * Bermakna tan melainkan dinyatakan.

Note : * Denotes tonne otherwise specified.

Pengeluaran dari tenemen mineral sahaja.
Production from mineral tenement only.

Jadual **2b**
Table

Ringkasan Perangkaan bagi Tahun 2018
Summary of Statistics for Year 2018

Produk Sampingan

(Dari kilang pemprosesan mineral atau lombong bijih timah kecuali dinyatakan)
By-products (From mineral processing plants or tin mines unless otherwise specified)

Produk Products	*Pengeluaran (tan) *Production (tonne)		Nilai Value RM (Juta) RM (Million)	
	2018	2017	2018	2017
Perak ⁺ Silver	1,541,688 (gram)	1,404,399 (gram)	3.25	2.06
Ilmenit Ilmenite	14,158	6,363	3.35	0.78
Monazit Monazite	86	302	0.75	2.99
Zirkon Zircon	509	1,595	1.65	6.34
Rutil Rutile	5,070	5,266	13.47	20.37
Struverit Struverite	274	61	5.62	1.32
Pasir Hampas [#] Tailings sand	531,464	1,115,867	10.63	22.32
Pasir Silika Silica Sand	-	-	-	-
Xenotim Xenotime	1,568	-	23.52	-
Timah dalam Konsentrat Tin-In-Consentrates	27	16	2.21	1.54
JUMLAH			62.23	57.72

Nota : * Bermakna tan melainkan dinyatakan.

Note : Denotes tonne otherwise specified.

⁺ Hasil sampingan diperoleh dari lombong emas di Pahang dan Kelantan.
By-product from gold mine in Pahang and Kelantan.

[#] Pasir yang dicuci dari lombong bijih timah dan kilang pembilasan amang di Perak.
Washed sand from tin mines and amang retreatment plants in Perak.

Jadual
Table **3**

Perlombongan Bijih Timah : Pengeluaran bulanan timah dalam konsentrat mengikut kaedah melombong (tan)
Tin Ore Mining : Monthly production of tin-in-concentrates by mining methods (tonne)

Tempoh Period	Kapal Korek Dredging	Dedah Open Cast	Bawah Tanah Underground	Kilang Pemrosesan Mineral Mineral Processing Plants	Mendulang Panning	Jumlah Total
2018	-	3,185	-	273	410	3,868
Januari	-	245	-	27	37	308
Februari	-	233	-	27	37	297
Mac	-	260	-	28	35	323
April	-	268	-	22	40	330
Mei	-	261	-	35	40	336
Jun	-	247	-	18	44	310
Julai	-	301	-	19	22	342
Ogos	-	325	-	31	37	393
September	-	245	-	5	31	280
Oktober	-	271	-	16	31	319
November	-	263	-	30	32	324
Disember	-	265	-	17	25	307

Jadual
Table **4**

Perlombongan Bijih Timah : Pengeluaran bagi timah dalam konsentrat mengikut negeri dan kaedah melombong (tan)
Tin Ore Mining : Production of tin-in-concentrates by state and mining method (tonne)

Negeri States	Kapal Korek Dredging	Dedah Open Cast	Bawah Tanah Underground	Kilang Pemrosesan Mineral Mineral Processing Plants	Mendulang Panning	Jumlah Total
2018	-	3,185	-	273	410	3,868
Perlis	-	-	-	-	-	-
Kedah	-	-	-	-	-	-
Perak	-	2,492	-	273	410	3,175
Selangor	-	13	-	-	-	13
W.P. Kuala Lumpur	-	-	-	-	-	-
Negeri Sembilan	-	-	-	-	-	-
Melaka	-	-	-	-	-	-
Johor	-	45	-	-	-	45
Pahang	-	635	-	-	-	635
Terengganu	-	-	-	-	-	-
Kelantan	-	-	-	-	-	-

Jadual
Table **5**

Perlombongan Bijih Timah : Pengeluaran bulanan timah dalam konsentrat mengikut negeri (tan)
Tin Ore Mining : Monthly production of tin-in-concentrates by state (tonne)

Tempoh Period	Perak	Pahang	Kedah	Terengganu	Johor	Kelantan	Selangor	W.P. Kuala Lumpur	Jumlah Total
2018	3,175	635	-	-	45	-	13	-	3,868
Januari	264	37	-	-	7	-	-	-	308
Februari	248	49	-	-	-	-	-	-	297
Mac	264	50	-	-	5	-	4	-	323
April	257	63	-	-	6	-	3.58	-	330
Mei	269	67	-	-	0	-	0.56	-	336
Jun	258	49	-	-	3	-	-	-	310
Julai	274	63	-	-	5	-	-	-	342
Ogos	297	91	-	-	5	-	-	-	393
September	236	43	-	-	-	-	2	-	280
Oktober	275	36	-	-	6	-	0.92	-	319
November	269	49	-	-	6	-	0.07	-	324
Disember	265	37	-	-	2	-	2	-	307

Jadual
Table **6**

Perlombongan Bijih Timah : Bilangan lombong secara bulanan mengikut kaedah melombong
Tin Ore Mining : Monthly number of mines by mining methods

Tempoh Period	Kapal Korek Dredging	Dedah Open Cast	Bawah Tanah Underground	Jumlah Total	Kilang Pemrosesan Mineral Mineral Processing Plant
2018	-	17*	-	17	16
Januari	-	17	-	17	16
Februari	-	17	-	17	16
Mac	-	16	-	16	16
April	-	17	-	17	16
Mei	-	16	-	16	11
Jun	-	15	-	15	10
Julai	-	15	-	15	10
Ogos	-	14	-	14	10
September	-	14	-	14	10
Oktober	-	12	-	12	10
November	-	12	-	12	10
Disember	-	12	-	12	11

Nota : * Bilangan lombong tertinggi bulanan dalam tahun.
Note : * The highest monthly number of mines in the year.

Jadual
Table **7**

Perlombongan Bijih Timah : Bilangan lombong mengikut negeri dan kaedah melombong
Tin Ore mining : Number of mines by state and mining methods

Negeri States	Kapal Korek Dredging	Dedah Open Cast	Bawah Tanah Underground	Jumlah Total	Kilang Pemrosesan Mineral Mineral Processing Plant
2018	-	17*	-	17	16
Perlis	-	-	-	-	-
Kedah	-	2	-	2	-
Pulau Pinang	-	-	-	-	-
Perak	-	7	-	7	16
Selangor	-	1	-	1	-
W. P. Kuala Lumpur	-	-	-	-	-
Negeri Sembilan	-	-	-	-	-
Melaka	-	-	-	-	-
Johor	-	1	-	1	-
Pahang	-	6	-	6	-
Terengganu	-	-	-	-	-
Kelantan	-	-	-	-	-

Nota : * Bilangan lombong tertinggi bulanan dalam tahun.
Note : * The highest monthly number of mines in the year.

Jadual
Table **8**

Perlombongan Bijih Timah : Bilangan lesen mendulang dan lesen melombong individu mengikut negeri *
Tin Ore Mining : Number of dulang licence and individual mining licence by state *

Negeri States	Lesen Mendulang Dulang Licences	Lesen Melombong Individu Individual Mining Licences	Jumlah Total
2018	3,468	-	3,468
Perak	3,468	-	3,468
Selangor	-	-	-

Nota : * Kedudukan pada akhir tahun.
Note : As at the end of the year.

Jadual
Table **9**

Penggunaan tempatan bulanan bagi logam timah mengikut jenis (tan)
Monthly local consumption of tin metal by type (tonne)

Tempoh Period	Pateri		Jenis Penggunaan Types of Consumption					Jumlah Total
	Solder	Piuter Pewter	Sadur timah Tin plate	Kabel Cable	Lain-Lain Others			
2018	1,438.20	22.36	553.00	35.02	85.86		2,134.44	
Januari	101.00	3.00	57.00	3.00	7.38		171.38	
Februari	132.68	1.00	54.00	2.00	0.06		189.74	
Mac	103.03	3.00	49.00	3.00	0.09		158.12	
April	102.86	0.81	78.00	3.42	6.88		191.97	
Mei	106.28	1.00	57.00	3.00	5.12		172.40	
Jun	126.51	3.51	-	2.30	0.36		132.68	
Julai	126.51	3.51	60.00	2.30	0.36		192.68	
Ogos	132.10	1.51	75.00	5.89	0.66		215.16	
September	155.76	1.00	62.00	2.00	1.51		222.27	
Oktober	117.00	0.51	-	1.90	53.54		172.95	
November	117.83	-	61.00	3.21	6.78		188.82	
Disember	116.65	3.51	-	3.00	3.12		126.28	

Sumber / Source : Malaysia Smelting Corporation Berhad
Persatuan Sadur Timah Malaysia (PERSTIMA)

Jadual **10**
Table

Harga Logam Timah bagi Tahun 2018
Tin Metal Prices in 2018

Tempoh <i>Period</i>	PTKL (USD per tan) <i>KLTM (USD per tonne)</i>			
	Tertinggi <i>Highest</i>	Terendah <i>Lowest</i>	Perbezaan <i>Difference</i>	Purata <i>Average</i>
2018	21,900	18,450	3,450	20,071
Januari	21,900	19,810	2,090	20,410
Februari	21,800	21,150	650	21,538
Mac	21,550	20,700	850	21,110
April	21,630	20,910	720	21,141
Mei	21,150	20,170	980	20,801
Jun	21,050	19,700	1,350	20,582
Julai	20,100	19,370	730	19,660
Ogos	20,050	18,600	1,450	19,293
September	19,000	18,800	200	18,911
Oktober	19,270	18,880	390	19,063
November	19,450	18,450	1,000	19,110
Disember	19,550	18,850	700	19,234

Sumber: Pasaran Timah Kuala Lumpur (PTKL)
Source : Kuala Lumpur Tin Market (KLTM)

Jadual
Table **11**

Perlombongan Bijih Timah : Tenaga kerja* bulanan mengikut kaedah melombong
Tin Ore Mining : Monthly workforce* by mining method

Tempoh Period	Kapal Korek Dredging	Dedah Open Cast	Bawah Tanah Underground	Jumlah Kecil Sub-total	Kilang Pemrosesan Mineral Mineral Processing Plant	Jumlah Total
2018**	-	1,075	-	1,075	220	1,295
Januari	-	1,088	-	1,088	242	1,330
Februari	-	1,063	-	1,063	242	1,305
Mac	-	1,029	-	1,029	243	1,272
April	-	1,031	-	1,031	240	1,271
Mei	-	971	-	971	166	1,137
Jun	-	977	-	977	211	1,188
Julai	-	1,010	-	1,010	208	1,218
Ogos	-	1,012	-	1,012	213	1,225
September	-	1,085	-	1,085	223	1,308
Oktober	-	1,059	-	1,059	221	1,280
November	-	1,085	-	1,085	224	1,309
Disember	-	1,075	-	1,075	220	1,295

Nota : * Tidak termasuk pendulang-pendulang

Note : Excluding dulang washers

**Kedudukan pada akhir tahun

** As at the end of the year

Jadual
Table
12

Perlombongan Bijih Timah : Tenaga kerja* mengikut negeri dan kaedah melombong
Tin Ore Mining : Workforce* by state and mining method

Tempoh Period	Kapal Korek Dredging	Dedah Open Cast	Bawah Tanah Underground	Jumlah Kecil Sub-total	Kilang Pemprosesan Mineral Mineral Processing Plant	Jumlah Total
2018	-	1,075	-	1,075	220	1,295
Perlis	-	-	-	-	-	-
Kedah	-	9	-	9	-	9
Perak	-	848	-	848	220	1,068
Selangor	-	15	-	15	-	15
W.P. Kuala Lumpur	-	-	-	-	-	-
Negeri Sembilan	-	-	-	-	-	-
Melaka	-	-	-	-	-	-
Johor	-	25	-	25	-	25
Pahang	-	178	-	178	-	178
Terengganu	-	-	-	-	-	-
Kelantan	-	-	-	-	-	-

Nota : * Tidak termasuk pendulang-pendulang

Note : Excluding dulang washers

Jadual
 Table **13**
Perlombongan Bijih Timah : Tenaga kerja* bulanan mengikut negeri
Tin Ore Mining : Monthly workforce* by state

Tempoh Period	Kedah	Perak	Johor	Pahang	Terengganu	Kelantan	Jumlah Total
2018**	9	848	25	178	-	-	1,060
Januari	5	784	25	238	-	-	1,052
Februari	5	784	-	238	-	-	1,027
Mac	5	784	25	193	-	-	1,007
April	7	784	25	193	-	-	1,009
Mei	7	740	25	184	-	-	956
Jun	7	746	25	184	-	-	962
Julai	7	758	25	205	-	-	995
Ogos	7	820	25	145	-	-	997
September	7	834	25	204	-	-	1,070
Oktober	7	834	25	178	-	-	1,044
November	7	860	25	178	-	-	1,070
Disember	9	848	25	178	-	-	1,060

Nota : * Tidak termasuk pendulang dan kilang pembilasan amang
 Note : * *Excluding dulang washers and amang retreatment plant*

** Kedudukan pada akhir tahun
 ** *As at the end of the year*

Jadual
Table **14**

**Perlombongan Bauksit : Bilangan lombong, pengeluaran dan bilangan pekerja mengikut bulan
Bauxite Mining : Number of mines, production and number of workers by month**

Tempoh Period	Johor			Pahang			Jumlah Total		
	Bilangan Lombong Number of Mines	Pengeluaran (tan) Production (tonne)	Bilangan Pekerja Number of Workers	Bilangan Lombong Number of Mines	Pengeluaran (tan) Production (tonne)	Bilangan Pekerja Number of Workers	Bilangan Lombong Number of Mines	Pengeluaran (tan) Production (tonne)	Bilangan Pekerja Number of Workers
2018	3*	589,684**	127***	-	-	-	3*	589,684**	127***
Januari	2	5,117	35	-	-	-	2	5,117	35
Februari	2	1,262	30	-	-	-	2	1,262	30
Mac	3	-	-	-	-	-	3	-	-
April	2	38,348	29	-	-	-	2	38,348	29
Mei	3	51,733	95	-	-	-	3	51,733	95
Jun	3	37,367	95	-	-	-	3	37,367	95
Julai	3	50,197	95	-	-	-	3	50,197	95
Ogos	2	53,205	95	-	-	-	2	53,205	95
September	3	74,882	95	-	-	-	3	74,882	95
Oktober	2	102,952	95	-	-	-	2	102,952	95
November	2	96,811	95	-	-	-	2	96,811	95
Disember	3	77,811	127	-	-	-	3	77,811	127

Nota : * Bilangan lombong tertinggi bulanan dalam tahun.

Note : * The highest monthly number of mines in the year.

** Jumlah pengeluaran tahunan

** Total annual production

*** Bilangan pekerja pada hujung tahun

*** No. of workers as at the end of the year

Jadual Table 15a

Perlombongan Bijih Besi : Bilangan lombong, pengeluaran dan bilangan pekerja mengikut bulan Iron Ore Mining : Number of mines, production and number of workers by month

Tempoh Period	Pahang			Johor			Kelantan		
	Bilangan Lombong Number of Mines	Pengeluaran (tan) Production (tonne)	Bilangan Pekerja Number of Workers	Bilangan Lombong Number of Mines	Pengeluaran (tan) Production (tonne)	Bilangan Pekerja Number of Workers	Bilangan Lombong Number of Mines	Pengeluaran (tan) Production (tonne)	Bilangan Pekerja Number of Workers
2018	26*	1,629,484**	597***	4*	904,137**	113***	3*	96,650**	69***
Januari	21	127,800	544	4	151,718	146	3	4,550	73
Februari	21	116,167	544	3	113,192	145	3	4,550	73
Mac	21	91,940	544	3	129,641	147	3	3,470	54
April	21	160,000	544	2	112,783	143	3	43,830	69
Mei	22	103,438	521	3	36,947	117	3	14,630	69
Jun	25	112,378	560	3	26,638	114	3	6,790	69
Julai	25	138,412	560	3	95,000	141	3	5,200	69
Ogos	26	160,272	560	3	101,000	141	3	7,200	69
September	23	127,261	622	2	20,000	108	3	2,500	69
Oktober	25	176,909	597	2	30,000	106	3	3,430	69
November	25	201,406	597	2	22,000	108	3	500	69
Disember	25	113,500	597	2	65,218	113	3	-	69

Nota : * Bilangan lombong tertinggi bulanan dalam tahun.

Note : * The highest monthly number of mines in the year.

** Jumlah pengeluaran tahunan

** Total annual production

*** Bilangan pekerja pada hujung tahun

*** No. of workers as at the end of the year

Sambungan mukasurat seterusnya
Continue next page

Jadual
Table **15b**

Perlombongan Bijih Besi : Bilangan lombong, pengeluaran dan bilangan pekerja mengikut bulan
Iron Ore Mining : Number of mines, production and number of workers by month

Tempoh Period	Kedah			Terengganu			Jumlah Total		
	Bilangan Lombong Number of Mines	Pengeluaran (tan) Production (tonne)	Bilangan Pekerja Number of Workers	Bilangan Lombong Number of Mines	Pengeluaran (tan) Production (tonne)	Bilangan Pekerja Number of Workers	Bilangan Lombong Number of Mines	Pengeluaran (tan) Production (tonne)	Bilangan Pekerja Number of Workers
2018	5*	5,493**	49***	14*	717,870**	344***	52*	3,353,634**	1,172***
Januari	4	-	30	14	18,500	352	46	302,568	1,145
Februari	4	-	30	14	11,830	352	45	245,739	1,144
Mac	4	-	30	14	50,100	352	45	275,151	1,127
April	4	-	16	14	73,000	309	44	389,613	1,081
Mei	4	-	14	14	61,500	309	46	216,515	1,030
Jun	4	-	16	14	52,100	309	49	197,906	1,068
Julai	5	-	38	14	83,500	309	50	322,112	1,117
Ogos	5	1,000	30	13	60,000	309	50	329,472	1,109
September	5	1,000	38	12	57,000	316	45	207,761	1,153
Oktober	5	1,600	47	12	78,740	344	47	290,679	1,163
November	4	1,200	49	9	52,500	344	43	277,606	1,167
Disember	4	693	49	9	119,100	344	43	298,511	1,172

Nota : * Bilangan lombong tertinggi bulanan dalam tahun.

Note : * The highest monthly number of mines in the year.

** Jumlah pengeluaran tahunan

** Total annual production

*** Bilangan pekerja pada hujung tahun

*** No. of workers as at the end of the year

Jadual
Table **16**

**Perlombongan Kaolin: Bilangan lombong, pengeluaran dan bilangan pekerja mengikut bulan
Kaolin Mining: Number of mines, production and number of workers by month**

Tempoh Period	Perak			Pahang			Terengganu			Jumlah Total		
	Bilangan Lombong Number of Mines	Pengeluaran (tan) Production (tonne)	Bilangan Pekerja Number of Workers	Bilangan Lombong Number of Mines	Pengeluaran (tan) Production (tonne)	Bilangan Pekerja Number of Workers	Bilangan Lombong Number of Mines	Pengeluaran (tan) Production (tonne)	Bilangan Pekerja Number of Workers	Bilangan Lombong Number of Mines	Pengeluaran (tan) Production (tonne)	Bilangan Pekerja Number of Workers
2018	14*	216,518**	197***	1*	51,000**	8***	1*	45,098**	4***	16*	312,616**	209***
Januari	14	18,566	305	1	5,000	8	1	-	4	16	23,566	317
Februari	14	21,388	305	1	2,000	8	1	2,000	4	16	25,388	317
Mac	14	19,882	305	1	4,000	8	1	5,000	4	16	28,882	317
April	14	14,608	307	1	-	8	1	4,098	4	16	18,706	319
Mei	11	22,653	184	1	5,000	8	1	3,000	4	13	30,653	196
Jun	11	48,120	237	1	3,000	8	1	4,000	4	13	55,120	249
Julai	9	12,644	186	1	5,000	8	1	4,000	4	11	21,644	198
Ogos	9	8,413	195	1	8,000	8	1	8,000	4	11	24,413	207
September	9	9,801	195	1	6,000	8	1	5,000	4	11	20,801	207
Oktober	9	9,034	195	1	5,000	8	1	3,000	4	11	17,034	207
November	7	5,438	194	1	4,000	8	1	1,000	4	9	10,438	206
Disember	8	25,971	197	1	4,000	8	1	6,000	4	10	35,971	209

Nota : * Bilangan lombong tertinggi bulanan dalam tahun.

Note : * The highest monthly number of mines in the year.

** Jumlah pengeluaran tahunan

** Total annual production

*** Bilangan pekerja pada hujung tahun

*** No. of workers as at the end of the year

Jadual
Table **17**

Perlombongan Emas: Bilangan lombong, pengeluaran dan bilangan pekerja mengikut bulan
Gold Mining: Number of mines, production and number of workers by month

Tempoh Period	Pahang			Terengganu			Kelantan			Sabah			Jumlah Total		
	Bilangan Lombong Number of Mines	Pengeluaran (gram) Production (gram)	Bilangan Pekerja Number of Workers	Bilangan Lombong Number of Mines	Pengeluaran (gram) Production (gram)	Bilangan Pekerja Number of Workers	Bilangan Lombong Number of Mines	Pengeluaran (gram) Production (gram)	Bilangan Pekerja Number of Workers	Bilangan Lombong Number of Mines	Pengeluaran (gram) Production (gram)	Bilangan Pekerja Number of Workers	Bilangan Lombong Number of Mines	Pengeluaran (gram) Production (gram)	Bilangan Pekerja Number of Workers
2018	10*	1,593,615**	925***	2*	-	22***	6*	1,291,913**	436***	1*	92,594**	230***	19*	2,978,122**	1,613***
Januari	9	172,368	979	1	-	11	6	53,881	366	1	-	91	17	226,248	1,447
Februari	9	99,781	979	1	-	11	6	53,881	366	1	-	103	17	153,662	1,459
Mac	10	133,928	1,015	1	-	11	6	114,483	368	1	-	105	18	248,411	1,499
April	10	157,362	1,015	1	-	10	6	49,800	365	1	-	111	18	207,161	1,501
Mei	10	165,586	1,032	1	-	10	6	47,222	380	1	-	125	18	212,809	1,547
Jun	10	145,457	1,032	1	-	10	4	189,444	353	1	-	154	16	334,901	1,549
Julai	10	83,221	1,032	1	-	10	5	81,025	423	1	-	186	17	164,245	1,651
Ogos	9	83,696	1,008	1	-	10	5	183,286	408	1	-	221	16	266,982	1,647
September	9	114,022	1,008	1	-	10	4	122,311	419	1	7,988	221	15	244,322	1,658
Oktober	9	117,353	925	2	-	22	4	68,086	415	1	40,730	229	16	226,169	1,591
November	9	167,288	925	2	-	22	4	83,333	436	1	3,786	229	16	254,407	1,612
Disember	8	153,553	925	2	-	22	4	245,162	436	1	40,090	230	15	438,805	1,613

Nota : * Bilangan lombong tertinggi bulanan dalam tahun.

Note : * The highest monthly number of mines in the year.

** Jumlah pengeluaran tahunan

** Total annual production

*** Bilangan pekerja pada hujung tahun

*** No. of workers as at the end of the year

Jadual **18**
Table

Harga Emas
Gold Prices

Tempoh <i>Period</i>	London PM Fix		
	Tertinggi <i>Highest</i> (USD/troy oz)	Terendah <i>Lowest</i> (USD/troy oz)	Purata <i>Average</i> (USD/troy oz)
2018	1,354.95	1,178.40	1,269.14
Januari	1,354.95	1,311.00	1,331.67
Februari	1,352.45	1,314.10	1,331.53
Mac	1,352.40	1,307.75	1,324.66
April	1,351.45	1,313.20	1,334.74
Mei	1,324.35	1,288.30	1,303.03
Jun	1,302.75	1,250.45	1,281.57
Julai	1,262.05	1,217.55	1,238.53
Ogos	1,219.00	1,178.40	1,201.25
September	1,209.80	1,185.40	1,198.47
Oktober	1,235.95	1,185.55	1,215.39
November	1,232.25	1,202.10	1,220.95
Disember	1,279.00	1,230.30	1,247.90

Sumber / Source: KITCO

Jadual
Table **19a**

**Perlombongan Pasir Silika: Bilangan lombong, pengeluaran dan bilangan pekerja mengikut bulan
Silica Sand Mining: Number of mines, production, and number of workers by month**

Tempoh Period	Sarawak			Terengganu			Kedah		
	Bilangan Lombong Number of Mines	Pengeluaran (tan) Production (tonne)	Bilangan Pekerja Number of Workers	Bilangan Lombong Number of Mines	Pengeluaran (tan) Production (tonne)	Bilangan Pekerja Number of Workers	Bilangan Lombong Number of Mines	Pengeluaran (tan) Production (tonne)	Bilangan Pekerja Number of Workers
2018	2*	17,892**	-	2*	504,093**	83***	1*	14,508**	6***
Januari	1	11,008	65	2	26,786	72	1	-	2
Februari	2	356	65	2	29,844	72	1	-	2
Mac	1	2,043	24	2	46,794	72	1	-	2
April	2	3,137	52	2	36,956	72	1	-	2
Mei	2	1,348	52	2	45,699	72	1	-	6
Jun	-	-	-	2	31,929	72	1	508	7
Julai	-	-	-	2	52,891	72	1	1,600	8
Ogos	-	-	-	2	52,953	72	1	1,500	8
September	-	-	-	2	49,821	83	1	3,200	9
Oktober	-	-	-	2	58,032	83	1	5,200	9
November	-	-	-	2	45,257	83	1	1,500	7
Disember	-	-	-	2	27,131	83	1	1,000	6

Nota : * Bilangan lombong tertinggi bulanan dalam tahun.

Note : * The highest monthly number of mines in the year.

** Jumlah pengeluaran tahunan

** Total annual production

*** Bilangan pekerja pada hujung tahun

*** No. of workers as at the end of the year

Sambungan mukasurat seterusnya

Continue next page

Jadual
Table **19b**

**Perlombongan Pasir Silika: Bilangan lombong, pengeluaran dan bilangan pekerja mengikut bulan
Silica Sand Mining: Number of mines, production, and number of workers by month**

Tempoh Period	Johor			Pahang			Jumlah Total		
	Bilangan Lombong Number of Mines	Pengeluaran (tan) Production (tonne)	Bilangan Pekerja Number of Workers	Bilangan Lombong Number of Mines	Pengeluaran (tan) Production (tonne)	Bilangan Pekerja Number of Workers	Bilangan Lombong Number of Mines	Pengeluaran (tan) Production (tonne)	Bilangan Pekerja Number of Workers
2018	6*	397,576**	139***	1*	70,000**	21***	12*	1,004,068**	249***
Januari	5	31,845	102	-	-	-	9	69,639	241
Februari	6	25,138	128	-	-	-	11	55,338	267
Mac	6	29,884	130	-	-	-	10	78,721	228
April	6	52,624	136	-	-	-	11	92,717	262
Mei	6	26,888	136	-	-	-	11	73,935	266
Jun	6	20,124	121	-	-	-	9	52,561	200
Julai	6	42,597	136	-	-	-	9	97,088	216
Ogos	6	55,482	128	-	-	-	9	109,935	208
September	6	20,250	139	1	50,000	21	10	123,271	252
Oktober	6	25,016	138	1	10,000	21	10	98,248	251
November	6	28,884	138	1	10,000	21	10	85,641	249
Disember	6	38,844	139	1	-	21	10	66,976	249

Nota : * Bilangan lombong tertinggi bulanan dalam tahun.

Note : * The highest monthly number of mines in the year.

** Jumlah pengeluaran tahunan

** Total annual production

*** Bilangan pekerja pada hujung tahun

*** No. of workers as at the end of the year

Perlombongan Arang Batu : Bilangan lombong, pengeluaran, kaedah melombong dan bilangan pekerja mengikut bulan
Coal Mining : Number of mines, production, mining methods and number of workers by month

Tempoh Period	Sarawak						Jumlah / Total		
	Dedah / Open Cast			Bawah Tanah / Underground			Bilangan Lombong Number of Mines	Pengeluaran (tan) Production (tonne)	Bilangan Pekerja Number of Workers
	Bilangan Lombong Number of Mines	Pengeluaran (tan) Production (tonne)	Bilangan Pekerja Number of Workers	Bilangan Lombong Number of Mines	Pengeluaran (tan) Production (tonne)	Bilangan Pekerja Number of Workers			
2018	7*	2,652,813**	730***	-	-	-	7*	2,652,813**	730***
Januari	6	172,547	378	-	-	-	6	172,547	378
Februari	6	115,847	667	-	-	-	6	115,847	667
Mac	6	200,708	634	-	-	-	6	200,708	634
April	6	222,511	665	-	-	-	6	222,511	665
Mei	6	212,335	633	-	-	-	6	212,335	633
Jun	6	188,608	633	-	-	-	6	188,608	633
Julai	7	277,118	743	-	-	-	7	277,118	743
Ogos	7	279,576	700	-	-	-	7	279,576	700
September	6	280,589	695	-	-	-	6	280,589	695
Oktober	5	252,582	710	-	-	-	5	252,582	710
November	6	238,917	710	-	-	-	6	238,917	710
Disember	6	211,476	730	-	-	-	6	211,476	730

Nota : * Bilangan lombong tertinggi bulanan dalam tahun.

Note : * The highest monthly number of mines in the year.

** Jumlah pengeluaran tahunan

** Total annual production

*** Bilangan pekerja pada hujung tahun

*** No. of workers as at the end of the year

Jadual
Table **21**

**Perlombongan Mika (Serisit) : Bilangan lombong, pengeluaran
dan bilangan pekerja mengikut bulan**
**Mica (Sericite) Mining : Number of mines, production and
number of workers by month**

Tempoh <i>Period</i>	Perak		
	Bilangan Lombong <i>Number of Mines</i>	Pengeluaran (tan) <i>Production (tonne)</i>	Bilangan Pekerja <i>Number of Workers</i>
2018	2*	5,165**	22***
Januari	2	424	20
Februari	2	337	20
Mac	2	452	20
April	2	425	20
Mei	2	483	20
Jun	2	427	20
Julai	2	495	32
Ogos	2	460	32
September	2	495	26
Oktober	2	429	26
November	2	380	22
Disember	2	358	22

Nota : * Bilangan lombong tertinggi bulanan dalam tahun.

Note : * *The highest monthly number of mines in the year.*

** Jumlah pengeluaran tahunan

** *Total annual production*

*** Bilangan pekerja pada hujung tahun

*** *No. of workers as at the end of the year*

Jadual
Table **22**

**Perlombongan Batu Kapur : Bilangan lombong, pengeluaran
dan bilangan pekerja mengikut bulan**
**Limestone Mining : Number of mine, production and number
of workers by month**

Tempoh <i>Period</i>	Sarawak		
	Bilangan Lombong <i>Number of Mines</i>	Pengeluaran (tan) <i>Production (tonne)</i>	Bilangan Pekerja <i>Number of Workers</i>
2018	1*	16,957**	-
Januari	1	2,867	4
Februari	1	2,000	4
Mac	1	1,859	4
April	1	2,405	4
Mei	1	1,551	4
Jun	1	1,530	4
Julai	1	2,000	4
Ogos	1	1,236	4
September	1	1,509	4
Oktober	-	-	-
November	-	-	-
Disember	-	-	-

Nota : * Bilangan lombong tertinggi bulanan dalam tahun.

Note : * *The highest monthly number of mines in the year.*

** Jumlah pengeluaran tahunan

** *Total annual production*

*** Bilangan pekerja pada hujung tahun

*** *No. of workers as at the end of the year*

Jadual Table 23

Perlombongan Mangan: Bilangan lombong, pengeluaran dan bilangan pekerja mengikut bulan Manganese Mining: Number of mines, production and number of workers by month

Tempoh Period	Pahang			Kelantan			Jumlah Total		
	Bilangan Lombong Number of Mines	Pengeluaran (tan) Production (tonne)	Bilangan Pekerja Number of Workers	Bilangan Lombong Number of Mines	Pengeluaran (tan) Production (tonne)	Bilangan Pekerja Number of Workers	Bilangan Lombong Number of Mines	Pengeluaran (tan) Production (tonne)	Bilangan Pekerja Number of Workers
2018	2*	201,600**	64***	13*	1,061,125**	319***	15*	1,262,725**	383***
Januari	1	65,500	18	12	51,909	218	13	117,409	236
Februari	1	19,500	18	12	51,909	218	13	71,409	236
Mac	2	12,500	75	12	93,929	323	14	106,429	398
April	2	8,000	75	13	102,214	337	15	110,214	412
Mei	2	12,000	74	13	95,292	364	15	107,292	438
Jun	2	6,400	74	11	65,662	373	13	72,062	447
Julai	2	7,600	74	10	105,982	357	12	113,582	431
Ogos	2	4,500	74	10	99,948	344	12	104,448	418
September	2	12,500	59	10	111,094	341	12	123,594	400
Oktober	2	9,000	64	10	122,906	330	12	131,906	394
November	2	21,500	64	10	100,010	321	12	121,510	385
Disember	1	22,600	64	10	60,268	319	11	82,868	383

Nota : * Bilangan lombong tertinggi bulanan dalam tahun.

Note : * The highest monthly number of mines in the year.

** Jumlah pengeluaran tahunan

** Total annual production

*** Bilangan pekerja pada hujung tahun

*** No. of workers as at the end of the year

Jadual
Table
24

**Perlombongan Feldspar : Bilangan lombong, pengeluaran dan bilangan pekerja mengikut bulan
Feldspar Mining : Number of mines, production and number of workers by month**

Tempoh Period	Kelantan		Negeri Sembilan		Jumlah Total		
	Bilangan Lombong Number of Mines	Pengeluaran (tan) Production (tonne)	Bilangan Lombong Number of Mines	Pengeluaran (tan) Production (tonne)	Bilangan Lombong Number of Mines	Pengeluaran (tan) Production (tonne)	Bilangan Pekerja Number of Workers
2018	2*	307,130**	3*	35,721**	5*	342,851**	80***
Januari	2	26,474	3	4,400	5	30,874	83
Februari	2	26,474	3	4,200	5	30,674	83
Mac	2	35,579	3	4,000	5	39,579	83
April	2	29,054	3	3,700	5	32,754	83
Mei	2	26,095	3	3,520	5	29,615	83
Jun	2	20,649	3	1,800	5	22,449	83
Julai	2	30,420	3	2,800	5	33,220	83
Ogos	2	32,925	3	2,400	5	35,325	83
September	2	17,605	3	2,800	5	20,405	80
Oktober	2	27,986	2	2,400	4	30,386	80
November	2	15,532	2	1,400	4	16,932	80
Disember	2	18,337	2	2,301	4	20,638	80

Nota : * Bilangan lombong tertinggi bulanan dalam tahun.

Note : * The highest monthly number of mines in the year.

** Jumlah pengeluaran tahunan

** Total annual production

*** Bilangan pekerja pada hujung tahun

*** No. of workers as at the end of the year

Jadual
Table **25**
Perlombongan Lempung Bebola : Bilangan lombong, pengeluaran dan bilangan pekerja mengikut bulan
Ball Clay Mining : Number of mines, production and number of workers by month

Tempoh Period	Sarawak			Perak			Jumlah Total		
	Bilangan Lombong Number of Mines	Pengeluaran (tan) Production (tonne)	Bilangan Pekerja Number of Workers	Bilangan Lombong Number of Mines	Pengeluaran (tan) Production (tonne)	Bilangan Pekerja Number of Workers	Bilangan Lombong Number of Mines	Pengeluaran (tan) Production (tonne)	Bilangan Pekerja Number of Workers
2018	2*	39,855**	23***	1*	218,935**	49***	3*	258,790**	72***
Januari	2	3,300	23	-	-	-	2	3,300	23
Februari	2	10,000	23	-	-	-	2	10,000	23
Mac	2	5,000	23	-	-	-	2	5,000	23
April	2	2,000	23	-	-	-	2	2,000	23
Mei	1	5,000	23	-	-	-	1	5,000	23
Jun	-	-	-	-	-	-	-	-	-
Julai	1	6,855	23	1	65,015	45	2	71,870	68
Ogos	1	500	23	1	55,720	45	2	56,220	68
September	1	3,000	23	1	30,000	48	2	33,000	71
Oktober	1	2,500	23	1	20,000	48	2	22,500	71
November	1	1,500	23	1	22,000	49	2	23,500	72
Disember	1	200	23	1	26,200	49	2	26,400	72

Nota : * Bilangan lombong tertinggi bulanan dalam tahun.

Note : * The highest monthly number of mines in the year.

** Jumlah pengeluaran tahunan

** Total annual production

*** Bilangan pekerja pada hujung tahun

*** No. of workers as at the end of the year

Jadual
Table **26**

**Perlombongan Batu Dimensi : Bilangan lombong, pengeluaran dan
bilangan pekerja mengikut bulan**
**Dimension Stone Mining : Number of mines, production and
number of workers by month**

Tempoh <i>Period</i>	Terengganu		
	Bilangan Lombong <i>Number of Mines</i>	Pengeluaran (m ³) <i>Production (m³)</i>	Bilangan Pekerja <i>Number of Workers</i>
2018	1*	1,418**	13***
Januari	1	-	13
Februari	1	-	13
Mac	1	9	13
April	1	-	13
Mei	1	50	13
Jun	1	-	13
Julai	1	-	13
Ogos	1	1,327	13
September	1	10	13
Oktober	1	7	13
November	1	14	13
Disember	1	1	13

Nota : * Bilangan lombong tertinggi bulanan dalam tahun.

Note : * *The highest monthly number of mines in the year.*

** Jumlah pengeluaran tahunan

** *Total annual production*

*** Bilangan pekerja pada hujung tahun

*** *No. of workers as at the end of the year*

Jadual Table 27

Pengeluaran mineral-mineral sampingan mengikut bulan (tan) Production of by-product minerals by month (tonne)

Tempoh Period	Perak (gram) [†] Silver (gram)	Ilmenit [#] Ilmenite	Struverit [#] Struverite	Xenotim [#] Xenotime	Monazit [#] Monazite	Zirkon [#] Zircon	Pasir Silika [#] Silica Sand	Rutil [#] Rutile	Pasir Hampas [#] Tailings Sand	Timah dalam Konsentrat [*] Tin-In-Concentrates
2018	2,119,543	14,158	274	1,568	86	509	-	5,070	531,464	27
Januari	672,489	700	5	391	-	88	-	-	71,882	-
Februari	668,999	700	5	391	-	88	-	-	50,276	-
Mac	238,708	1,179	28	391	-	76	-	54	81,839	-
April	100,315	1,194	10	391	1	58	-	66	70,751	-
Mei	22,941	342	-	-	-	-	-	193	30,070	-
Jun	129,852	1,122	22	-	-	23	-	612	30,115	-
Julai	64,174	456	178	-	-	69	-	804	30,102	-
Ogos	3,129	7,660	20	-	26	8	-	705	30,286	-
September	42,908	225	2	-	12	2	-	1,754	15,534	-
Oktober	6,636	81	2	-	18	23	-	474	30,166	5
November	107,918	235	2	-	17	47	-	393	40,200	5
Disember	61,473	266	-	3	12	27	-	17	50,244	18

Nota : [†]Pengeluaran dari kilang pemrosesan mineral

Note : [†] Production from mineral processing plant

^{*}Perak sebagai hasil sampingan daripada perlombongan emas di Pahang dan Kelantan (dalam gram)

Silver as a by-product from gold mining in Pahang and Kelantan (in gramme)

[#]Timah dalam konsentrat sebagai hasil sampingan daripada perlombongan bijih besi di Terengganu

Tin-in-concentrate as a by-product from iron ore mining in Terengganu

Jadual
Table **28**

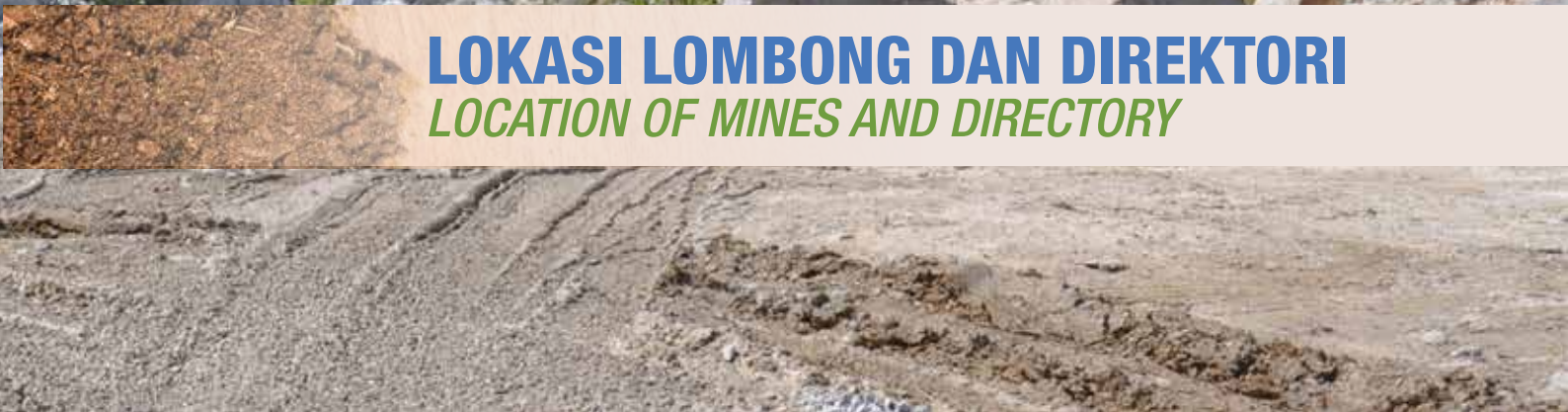
Pekerjaan dalam perlombongan mengikut pengelasan jawatan
Employment in mining by job classification

Pengelasan Jawatan Job Classifications	Perlombongan / Mining													
	Bijih Timah Tin Ore	Bauksit Bauxite	Bijih Besi Iron Ore	Kaolin Kaolin	Emas Gold	Silika Silica	Arang batu Coal	Mika (Serisit) Mica (Sericite)	Feldspar Feldspar	Mangan Manganese	Lempung Bebola Ball Clay	Batu Kapur Limestone	Batu Dimensi Stone	Jumlah Total
2018	1,075	127	1,172	209	1,613	249	730	22	80	383	72	-	13	5,745
Pengurusan Managerial	85	8	96	27	67	14	57	2	8	32	12	-	1	409
Profesional Professional	25	-	71	2	134	13	27	-	1	12	1	-	-	286
Teknikal Technical	146	36	270	15	300	61	64	1	38	84	31	-	4	1,050
Perkeranian Clerical	40	8	76	14	66	16	33	6	5	16	9	-	1	290
Separuh Mahir dan Tidak Mahir Semi-skilled and Unskilled	779	75	659	151	1,046	145	549	13	28	239	19	-	7	3,710

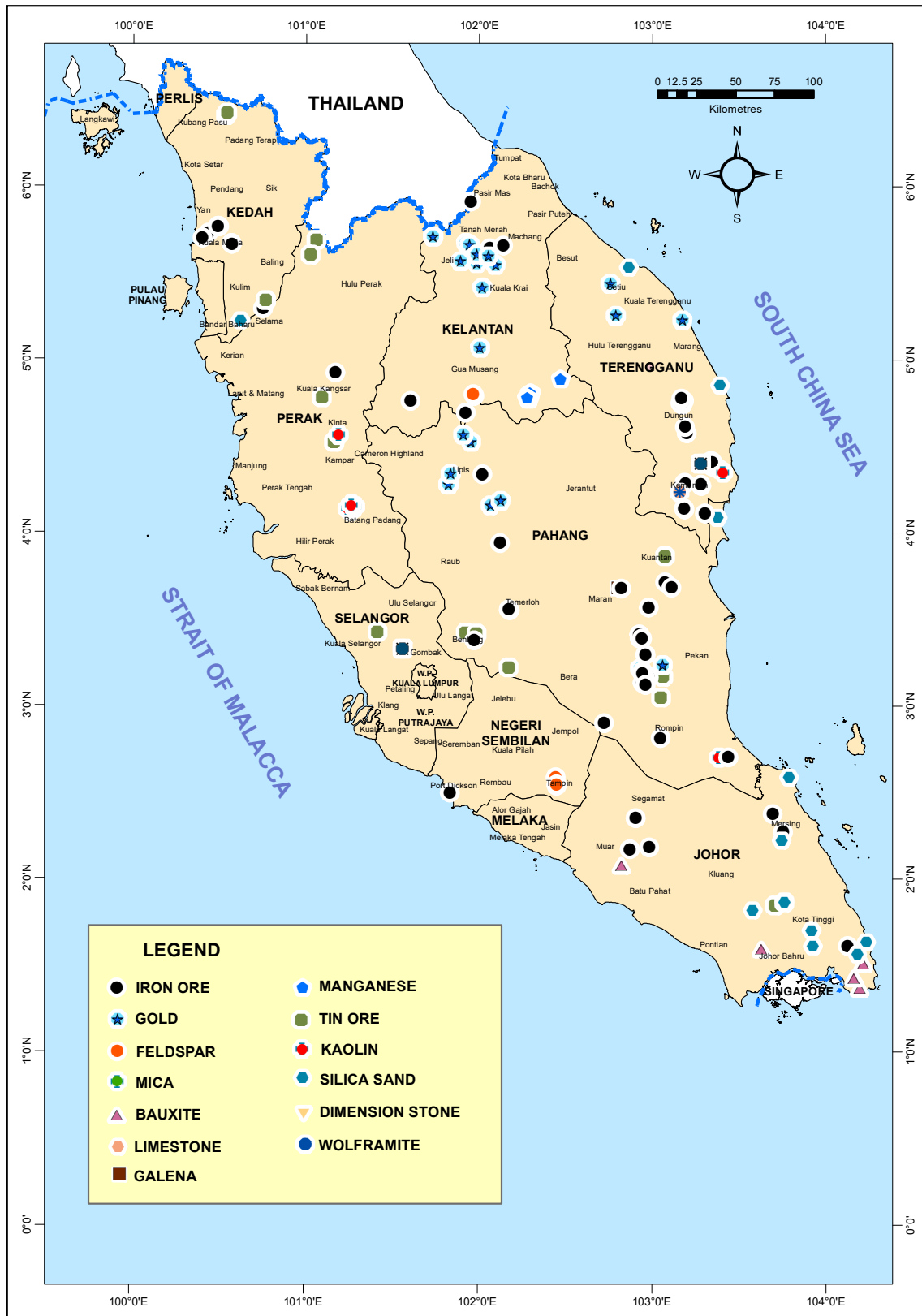




LOKASI LOMBONG DAN DIREKTORI
LOCATION OF MINES AND DIRECTORY



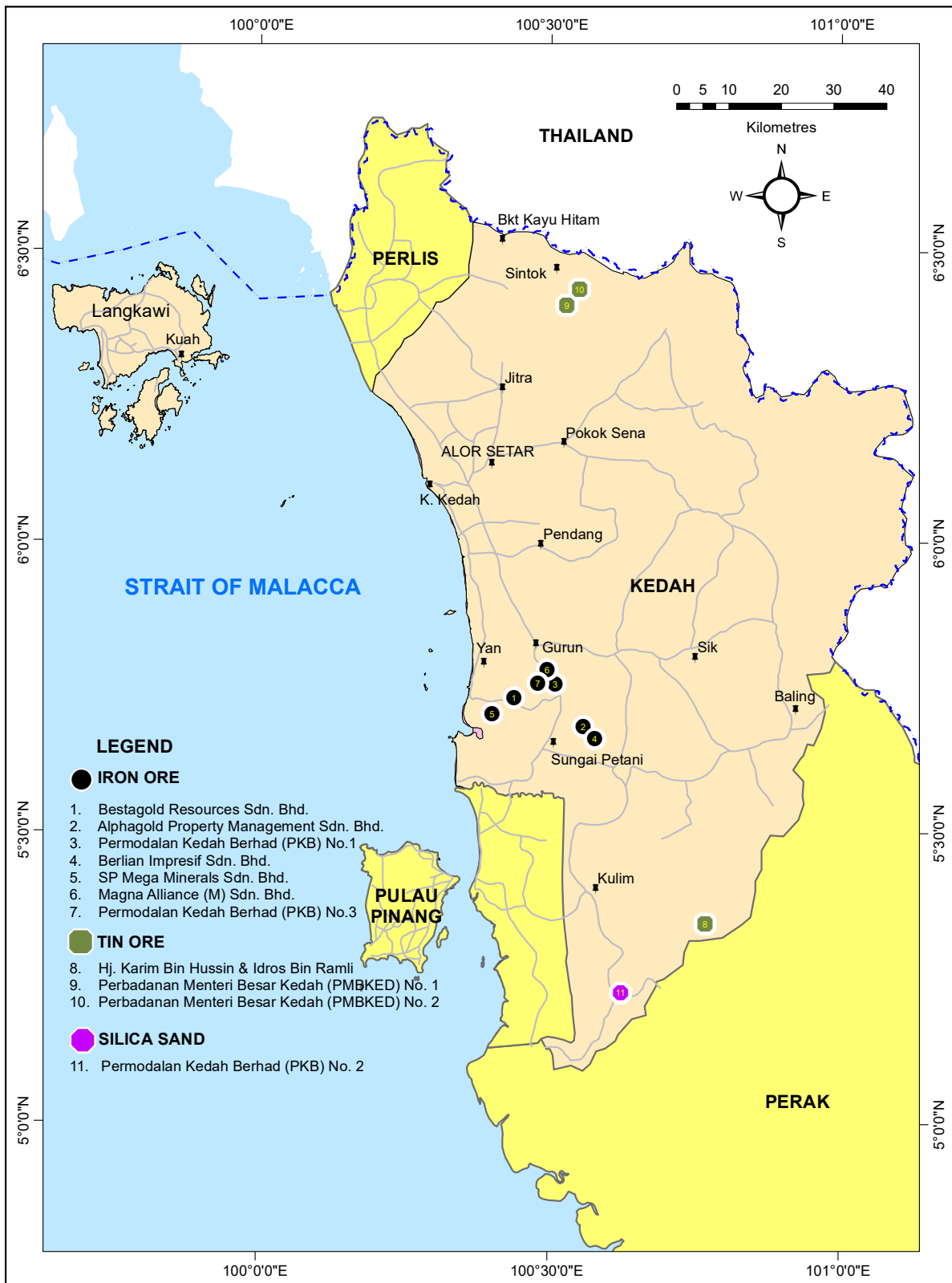
LOKASI LOMBONG DI SEMENANJUNG MALAYSIA, 2018
Location of Mines in Peninsular Malaysia, 2018





**KEDAH,
PULAU PINANG
& PERLIS**

LOKASI LOMBONG DI NEGERI KEDAH, 2018
Location of Mines in Kedah, 2018



DIRECTORY OF KEDAH

IRON ORE MINE

No.	Company Name	Address	Contact No.	Method	Location
1.	Alphagold Property Management Sdn. Bhd	Lot. 748 & 49, Jalan Pondok Labu, Bandar Putra Kulim, 09000 Kulim, Kedah	04-495 0541	Open Cast	Sungai Petani, Kuala Muda
2.	Berlian Impresif Sdn. Bhd	No.78E, Ground Floor, Komplek Perniagaan Sultan Abdul Hamid, 05050 Alor Setar, Kedah	04-772 3838	Open Cast	Sungai Petani, Kuala Muda
3.	Bestagold Resources Sdn. Bhd.	No. 9, Tingkat 1, Jalan Melati Satu, Bandar Amanjaya, 08000 Sungai Petani, Kedah	04-441 2670	Open Cast	Merbok, Kuala Muda
4.	Magna Alliance (M) Sdn. Bhd.	No.10, Jalan Angsana 1/3, Taman Perindustrian Angsana, 08000 Sungai Petani, Kedah	04-447 0661	Open Cast	Gurun, Kuala Muda
5.	Permodalan Kedah Berhad (PKB) No. 1	Tingkat 8, Wisma PKNK, Jalan Sultan Badlishah, 5000 Alor Setar, Kedah	04-730 1992 04-730 1993	Open Cast	Gurun, Kuala Muda
6.	Permodalan Kedah Berhad (PKB) No. 3	Tingkat 8, Wisma PKNK, Jalan Sultan Badlishah, 05000 Alor Setar, Kedah	04-730 1992 04-730 1993	Open Cast	Mahang, Kulim
7.	SP Mega Mineral Sdn. Bhd.	No. 25, Plot 14, Lorong Perusahaan Sg. Lokan, 2/1, Kampong Telok, Sg. Dua, 13800 Butterworth, Pulau Pinang	04-356 2336 04-356 2337	Open Cast	Merbok, Kuala Muda

TIN ORE MINE

No.	Company Name	Address	Contact No.	Method	Location
1.	Haji Karim Bin Hussain dan Idros Bin Ramli	No. 211, Jalan Temenggong, Rose Garden, Pasir Puteh, 31650 Ipoh, Perak	012-517 1188	Open Cast	Mahang, Kulim
2.	Perbadanan Menteri Besar Kedah (PMBKed) No. 1	Aras 2, Blok A, Wisma Darul Aman, 05503 Alor Setar, Kedah	04-730 2137 04-731 0122	Open Cast	Temin, Kubang Pasu
3.	Perbadanan Menteri Besar Kedah (PMBKed) No. 2	Aras 2, Blok A, Wisma Darul Aman, 05503 Alor Setar, Kedah	04-730 2137 04-731 0122	Open Cast	Temin, Kubang Pasu

SILICA SAND MINE

No.	Company Name	Address	Contact No.	Method	Location
1.	Permodalan Kedah Berhad (PKB) No. 2	Tingkat 8, Wisma PKNK, Jalan Sultan Badlishah, 05000 Alor Setar, Kedah	04-730 1992 04-730 1993	Open Cast	Serdang, Bandar Baru

MINERAL TENEMENT HOLDERS (MINING LEASE, ML)

No.	Mining Lease Holder	Lease Number	Location	Mineral	Area (Ha)	Expiry Date
1.	Bestagold Resources Sdn. Bhd.	ML 2/2012	Merbok, Kuala Muda	Iron Ore	56.28	23.02.21
2.	Permodalan Kedah Berhad (PKB) No.2	ML 1/2014	Serdang, Bandar Baru	Silica Sand	36.15	21.05.17 (Renewal)
3.	Haji Karim bin Hussain dan Idros bin Ramli	ML 1/2015	Mahang, Kulim	Tin Ore	3.619	01.02.17 (Renewal)
4.	Jelang Delima Sdn. Bhd. JV Yiked Holding Sdn. Bhd.	ML 1/2012	Temin, Kubang Pasu	Tin Ore	101.17	06.05.17 (Renewal)

MINERAL TENEMENT HOLDERS (PROPRIETARY MINING LICENCE, PML)

No.	Licence Holder	Licence Number	Location	Mineral	Area (Ha)	Expiry Date
1.	Permodalan Kedah Berhad (PKB) No. 3	PML 2/2015	Gurun, Kuala Muda	Iron Ore	43.41	09.04.21
2.	Magna Alliance (M) Sdn. Bhd.	PML 5/2014	Gurun, Kuala Muda	Iron Ore	18.2	12.07.19
3.	LF Resources Corporation Sdn. Bhd.	PML 4/2014	Sungai Petani, Kuala Muda	Iron Ore	5.87	12.07.17 (Renewal)
4.	SP Mega Mineral Sdn. Bhd.	PML 14/2012	Merbok, Kuala Muda	Iron Ore	1.03	07.09.19
5.	Berlian Impressive Sdn. Bhd.	PML 6/2013	Sg. Petani, Kuala Muda	Iron Ore	114	19.10.18
6.	Permodalan Kedah Berhad (PKB) No.1	PML 3/2013	Gurun, Kuala Muda	Iron Ore	25.96	08.04.18
7.	Alphagold Property Management Sdn. Bhd.	PML 1/2014	Sungai Petani, Kuala Muda	Iron Ore	130	10.03.18
8.	Perbadanan Menteri Besar Kedah (PMBKed) No.2	PML 5/2013	Temin, Kubang Pasu	Tin Ore, Quartz, Tungsten	199.90	15.04.18
9.	Perbadanan Menteri Besar Kedah (PMBKed) No.1	PML 2/2012	Temin, Kubang Pasu	Tin Ore, Quartz, Tungsten	195.16	17.07.17 (Renewal)

MINERAL LICENCE HOLDER

No.	Licence Holder	Address	Location	Mineral Ore
1.	Kazakh Tantalum Sdn. Bhd.	No. 168, Lorong Bunga Raya 3/1A, Taman Cemara, 08000 Sungai Petani, Kedah	Baling	Amang
2.	Hatta Trading (M) Sdn. Bhd.	No. 25, Simpang Tiga, 06680 Sg. Limau, Kedah	Kuala Muda	Iron Ore
3.	SP Mega Mineral Sdn. Bhd.	No 25, Plot 14, Lorong Perusahaan Sg. Lokan 2/1, Kampung Telok, Sungai Dua, 13800 Butterworth, Pulau Pinang	Kulim	Iron Ore
4.	Joint Nature Mineral Resources	Lot 7958, Gurun, Kuala Muda Kedah	Gurun	Iron Ore

DIRECTORY OF PENANG

MINERAL LICENCE HOLDER

No.	Licence Holder	Address	Location	Mineral Ore
1.	Malaysian Smelting Corporation (MSC) Sdn. Bhd.	No.27, Jalan Pantai, 12000 Butterworth, Pulau Pinang	Butterworth	Tin Slag
2.	Ann Joo Integrated Steel Sdn. Bhd.	Lot. 2610, Tingkat Perusahaan 3, Kawasan Perusahaan Prai, 13600 Prai, Pulau Pinang	Prai Industrial Estate	Iron Ore
3.	Guardian Bedrock	3.01C West Wing, Level 3, Menara BRDB, 285 Jalan Ma, 50350 Kuala Lumpur	Prai Industrial Estate	Iron Ore
4.	SMGP Group Sdn. Bhd.	125-B, Wisma Getah, Jalan Macalister, 10450 Georgetown, Pulau Pinang	Prai Industrial Estate	Iron Ore

DIRECTORY OF PERLIS

MINERAL LICENCE HOLDER

No.	Licence Holder	Address	Location	Mineral Ore
1.	Negeri Sembilan Cement Industries Sdn. Bhd.	Bukit Ketri, Chuping, 02500 Kangar Perlis	Kangar	Iron Ore

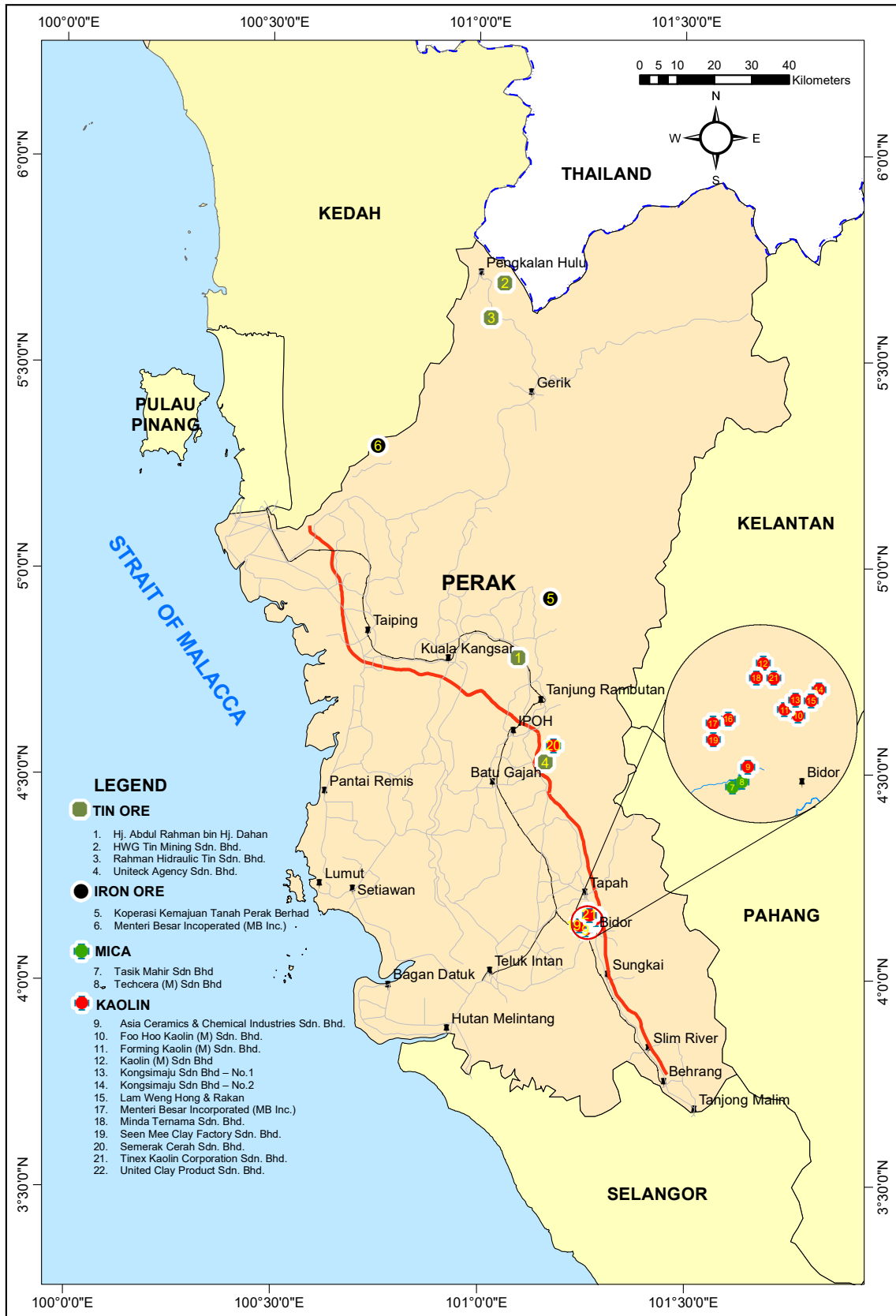
MINERAL AND ROCK MATERIAL EXPORTER

No.	Company Name	Minerals / Rock Material	Destinations
1.	Batu Tiga Quarry Sdn. Bhd.	Granite Block	Maldives
2.	DKLS Quarry & Premix Sdn. Bhd.	Granite Block	Thailand
3.	Kuala Ketil Metal Sdn. Bhd.	Niobium, Tantalum, Vanadium or Zirconium Ores and Concentrates	China
4.	Lime and Lime Products Sdn. Bhd.	Slaked Lime	Taiwan
5.	Schaefer Kalk (Malaysia) Sdn. Bhd.	Slaked Lime	India, Indonesia, Norway, Thailand, USA
6.	Joint Nature Mineral Resources	Slag and Hardhead of Tin	China
7.	Malaysia Smelting Corporation Berhad	Tin Ore	China, Germany, Viet Nam
8.	Nusa Potensi Quarry Sdn. Bhd.	Pebbles, Gravel, Crushed Stone, Aggregates	Thailand



PERAK

LOKASI LOMBONG DI NEGERI PERAK
Location of Mines in Perak



DIRECTORY OF PERAK

TIN MINE

No.	Company Name	Address	Contact No.	Method	Location
1.	HWG Tin Mining Sdn. Bhd.	Wisma Ho Wah Genting, No. 35, Jalan Maharajalela, 50150 Kuala Lumpur	03- 2413 3393	Open Cast	Klian Intan, Pengkalan Hulu
2.	Rahman Hydraulic Tin Sdn. Bhd.	Peti Surat W.D 1, 33200 Klian Intan, Perak	04 – 477 0936	Open Cast	Klian Intan, Pengkalan Hulu
3.	Uniteck Agency Sdn. Bhd.	No. 12A, Laluan Gunung Rapat 3, Gunung Rapat, 31350 Ipoh, Perak	05 – 322 2698	Open Cast	Keramat Pulai, Kinta
4.	Hj. Abdul Rahman bin Hj. Dahan	L71-A, Jalan Chun Thye Phin, 30250 Ipoh, Perak	N/A	Open Cast	Sungai Siput, Kuala Kangsar

IRON ORE MINE

No.	Company Name	Address	Contact No.	Method	Location
1.	Koperasi Kemajuan Tanah Perak Berhad	No.17, Taman Orkid, 31100 Sungai Siput Utara, Perak	05-776 6913	Open Cast	Sungai Siput, Kuala Kangsar
2.	Menteri Besar Incorporated (MB Inc)	Level 18, Perak Techno Trade Centre, Bandar Meru Raya, Off Jalan Jelapang, 30020 Ipoh, Perak	013-402 3089	Open Cast	Ulu Selama, Selama

MICA MINE

No.	Company Name	Address	Contact No.	Method	Location
1.	Tasik Mahir Sdn. Bhd.	No. 2, Jalan Dewan Orang Ramai, 35500 Bidor, Perak	05-434 8460	Open Cast	Bidor Station, Bidor
2.	Techcera (M) Sdn. Bhd.	Lot 398, Kg. Simpang Tiga, 35500 Bidor, Perak	05-434 8460	Open Cast	Bidor Station, Bidor

KAOLIN MINE

No.	Company Name	Address	Contact No.	Method	Location
1.	Asia Ceramics & Chemical Industries Sdn. Bhd.	No. 38, 1 st Floor, Jalan Clarke, 30300 Ipoh, Perak	05 – 434 2925	Open Cast	Bidor Station, Bidor
2.	Foo Hoo Kaolin (M) Sdn. Bhd.	No. 7, Jalan Besar, 35500 Bidor, Perak	05 – 434 8460	Open Cast	Tanah Mas, Bidor
3.	Forming Kaolin (M) Sdn. Bhd.	Lot. 398, Kg. Simpang Tiga, 35500 Bidor, Perak	05 – 434 8460	Open Cast	Tanah Mas, Bidor
4.	Kaolin (M) Sdn. Bhd.	Peti Surat No.27, 35000 Tapah, Perak	05 – 406 1222	Open Cast	Sungai Jangka, Tapah
5.	Kongsimaju Sdn. Bhd. – No. 1	Lot. 398, Kg Simpang Tiga, 35500 Bidor, Perak	05 – 434 8460	Open Cast	Tanah Mas, Bidor
6.	Kongsimaju Sdn. Bhd.– No. 2	Lot. 398, Kg Simpang Tiga, 35500 Bidor, Perak	05 – 434 8460	Open Cast	Tanah Mas, Bidor
7.	Lam Weng Hong & Rakan	Lot. 398, Kg. Simpang Tiga, 35500 Bidor, Perak	05 – 434 8460	Open Cast	Tanah Mas, Bidor
8.	Menteri Besar Incorporated (MB Inc.)	Level 18, Perak Techno Trade Centre, Bandar Meru Raya, Off Jalan Jelapang, 30020 Ipoh, Perak	05-4012500	Open Cast	Tanah Mas, Bidor
9.	Minda Ternama Sdn. Bhd.	Lot. 398, Kg. Simpang Tiga, 35500 Bidor, Perak	05 – 434 8460	Open Cast	Tanah Mas, Bidor
10.	Seen Mee Clay Factory Sdn. Bhd.	No. 8-M, Jalan Manau, Off Kampung Attap, 68100 Kuala Lumpur	05 – 434 7862	Gravel Pump	Sungai Jangka, Tapah
11.	Semerak Cerah Sdn. Bhd.	No. 38, 1 st Floor, Jalan Clarke, 30300 Ipoh, Perak	05 – 434 2925	Open Cast	Bidor Station, Bidor
12.	Tinex Kaolin Corporation Sdn. Bhd.	P.O. Box 5, 35007 Tapah, Perak	05 – 401 2500	Open Cast	Simpang Pulai, Ipoh
13.	United Clay Product Sdn. Bhd.	No. 8-M, Jalan Manau, Off Kampung Attap, 68100 Kuala Lumpur	05 – 434 7862	Gravel Pump	Sungai Jangka, Tapah

MINERAL TENEMENT HOLDERS (MINING LEASE, ML)

No.	Lease Holder	Lease / Lot. No.	Location	Mineral	Area (Hectares)	Expiry date
1.	Beng ANR Sdn. Bhd.	ML 035 Lot 15042	Hulu Perak	Iron Ore	999	10.04.23
2.	Kayangan Intan Sdn. Bhd.	PM 020 Lot 509373	Kinta	Iron Ore	295	24.08.21
3.	Perak Iron Mining Co. Sdn. Bhd.	ML 018 Lot 49661	Kinta	Iron Ore	11	16.06.21
4.	Perak Iron Mining Co. Sdn. Bhd.	ML 019 Lot 191629	Kinta	Iron Ore	5	16.06.21
5.	Yayasan Sultan Azlan Shah	ML 014 Lot 10254	Kuala Kangsar	Iron Ore	29	08.11.19
6.	Asia Ceramic & Chemicals Industries Sdn. Bhd.	ML 021 Lot 31120	Batang Padang	Kaolin	18	23.11.21
7.	Ehsan Delima Sdn. Bhd.	ML 042 Lot 13961	Batang Padang	Kaolin	1	27.04.20
8.	Ehsan Delima Sdn. Bhd.	ML 041 Lot 13962	Batang Padang	Kaolin	21	27.04.20
9.	Foo Ho Kaolin Sdn. Bhd.	PM 22/86 Lot 6576 & 6122	Batang Padang	Kaolin	10	19.05.20
10.	Hajjah Jamilah Bt Hj Marhaban dan Rakan	ML 049 Lot 11261	Batang Padang	Kaolin	28	09.01.23
11.	Intisari Wawasan (M) Sdn. Bhd.	PM 1/95 Lot 12043	Batang Padang	Kaolin	23	09.02.17
12.	Kaolin (M) Sdn. Bhd.	ML 026 Lot 30069	Batang Padang	Kaolin	30	14.10.22
13.	Kaolin (M) Sdn. Bhd.	ML 023 Lot 30071	Batang Padang	Kaolin	4	05.04.22
14.	Kaolin (M) Sdn. Bhd.	ML 027 Lot 30070	Batang Padang	Kaolin	1	14.10.22
15.	Kongsimaju Sdn. Bhd.	PM 28/76 Lot 7031	Batang Padang	Kaolin	14	19.05.20
16.	Kongsimaju Sdn. Bhd.	PL 3766 PT 5089	Batang Padang	Kaolin	11	19.05.20
17.	Kongsimaju Sdn. Bhd.	ML 050 Lot 31489	Batang Padang	Kaolin	4	14.05.24
18.	Lam Weng Hong & Lam Weng Seng	PM 14/84 Lot 6264	Batang Padang	Kaolin	30	11.08.25
19.	Minda Ternama Sdn. Bhd.	ML 025 Lot 31297	Batang Padang	Kaolin	20	04.10.22
20.	Perbadanan Menteri Besar Perak (MB Inc.)	ML 038 Lot 31565	Batang Padang	Kaolin	45	27.06.23
21.	Perbadanan Menteri Besar Perak (MB Inc.)	ML 047 Lot 13064	Larut Matang	Kaolin	85	13.04.24
22.	Seen Mee Clay (M) Factory Sdn. Bhd.	ML 021 Lot 7676	Batang Padang	Kaolin	7	25.11.23
23.	Tasik Mahir Sdn. Bhd.	PL 3869 Lot 31961	Batang Padang	Kaolin	29	11.08.25
24.	Techcera (M) Sdn. Bhd.	PL 1/2001 Lot 8690	Batang Padang	Kaolin	20	25.02.25

25.	Tinex Kaolin Corporation Sdn. Bhd.	ML 016 Lot 328495	Kinta	Kaolin	29	09.03.31
26.	United Clay Product Sdn. Bhd.	PM 18/73 Lot 7675	Batang Padang	Kaolin	16	27.04.20
27.	Andang Raya Construction Sdn. Bhd.	ML 028 Lot 5022	Batang Padang	Tin Ore	78	17.02.23
28.	Asas Baiduri Sdn. Bhd.	PM 024 Lot 7864	Hulu Perak	Tin Ore	567	07.06.22
29.	Asmah Bt. Jamaluddin & Rakan-rakan	PM 022 Lot 195935	Kampar	Tin Ore	16	09.02.17
30.	Dato' Hj. Abdul Rahman B. Hj. Dahan	PM 009	Kuala Kangsar	Tin Ore	92	18.01.20
31.	Dato' Kamarulzaman B. Mohd Ali	SM 2/90	Kinta	Tin Ore	32	03.01.18
32.	Hj. Abdullah B. Hj. Mohamed	ML 029 Lot 23485	Manjung	Tin Ore	153	04.03.23
33.	HWG Tin Mining Sdn. Bhd.	ML 013 Lot 7439	Hulu Perak	Tin Ore	202	16.11.20
34.	Johan Bersatu Sdn. Bhd.	PM 011 Lot 7861	Hulu Perak	Tin Ore	200	17.06.20
35.	Kamaruddin B. Abas & Rakan-rakan	ML 051 Lot 404517	Kampar	Tin Ore	24	18.07.24
36.	Malayan Hydraulic Tin Mines Sdn. Bhd.	ML 048 Lot 60143	Larut Matang	Tin Ore	76	01.05.24
37.	Megat Tajuddin B. Megat Ahmad dan Rakan	ML 030 Lot 320177	Tg Tualang	Tin Ore	29	28.03.18
39.	Megat Tajuddin B. Megat Ahmad dan Rakan	ML 031 Lot 320178	Tg Tualang	Tin Ore	34	28.03.18
40.	Megat Tajuddin B. Megat Ahmad dan Rakan	ML 032 Lot 320178	Tg Tualang	Tin Ore	3	28.03.18
41.	Megat Tajuddin B. Megat Ahmad dan Rakan	ML 033 Lot 320178	Tg Tualang	Tin Ore	6	28.03.18
42.	Perbadanan Menteri Besar Perak (MB Inc.)	ML 052 Lot 13266	Hulu Perak	Tin Ore	607	08.08.24
43.	Perbadanan Menteri Besar Perak (MB Inc.)	ML 053 Lot 338661	Kinta	Tin Ore	255	16.11.24
44.	Perbadanan Menteri Besar Perak (MB Inc.)	ML 054 Lot 338662	Kinta	Tin Ore	26	16.11.24
45.	Rahman Hydraulic Tin Bhd	ML 004 Lot 6173	Hulu Perak	Tin Ore	33	28.09.30
46.	Rahman Hydraulic Tin Bhd	ML 005 Lot 7430	Hulu Perak	Tin Ore	446	28.09.30
47.	Rahman Hydraulic Tin Bhd	ML 036 Lot 55320	Hulu Perak	Tin Ore	63	13.05.34
48.	Rahman Hydraulic Tin Bhd	ML 037 Lot 55310	Hulu Perak	Tin Ore	37	13.05.34
49.	Raja Ekram B. Sultan Yusof & Dato' Mohd Hashim	PM 4865	Kampar	Tin Ore	91	Kekal
50.	Sinar Bayu Sdn. Bhd.	ML 001	Kuala Kangsar	Tin Ore	34	17.02.19
51.	Takuni Sdn. Bhd.	ML 040 Lot 23731	Manjung	Tin Ore	300	09.10.23
52.	Yayasan Kebajikan Islam Darul Ridzuan (KADIR)	PM 043 Lot 55445	Hulu Perak	Tin Ore	60	25.11.23

MINERAL TENEMENT HOLDERS (PROPRIETARY MINING LICENCE, PML)

No.	Licence Holder	Licence No.	District	Mineral	Area (Hectares)	Expiry date
1.	Uniteck Agency Sdn. Bhd.	PML 2/2011	Kinta	Tin Ore	14	08/02/2021
2.	Wong Puan Po dan Rakan	PML 1/2011	Kinta	Tin Ore	7	31/01/2021
3.	Kepayang Resources Sdn. Bhd.	PML 1/2012	Kinta	Tin Ore	4	01/01/2022
4.	Kepayang Resources Sdn. Bhd.	PML 6/2012	Kinta	Tin Ore	6	01/03/2022
5.	Koperasi Kemajuan Tanah Perak Bhd	PML 07/2012	Batang Padang	Kaolin	56	30/04/2022

MINERAL PROCESSING PLANT

No.	Company Name	District	Mineral
1.	Binary Reliance Sdn. Bhd.	Hulu Perak	Tin Ore
2.	Nalidah Tin Mines Sdn. Bhd.	Hulu Perak	Tin Ore
3.	Himax (M) Sdn. Bhd.	Kinta	Tin Ore
4.	Kilang Amang Onn Sdn. Bhd.	Kampar	Amang
5.	Kinta Amang Dressing Plant Sdn. Bhd.	Kampar	Amang
6.	Leong Sin Nam & Co. Sdn. Bhd.	Kampar	Amang
7.	Minex Corporation Sdn. Bhd.	Kinta	Amang
8.	MK Foong Enterprise Sdn. Bhd.	Kinta	Amang
9.	Perusahaan Amang Abdul Rani & Hj. Ri Sdn. Bhd.	Kinta	Amang
10.	Sakuma Sdn. Bhd.	Kinta	Amang
11.	Sin Fook Lee Amang Dressing Plant Sdn. Bhd.	Kinta	Amang
12.	TOR Mineral Sdn. Bhd.	Kinta	Amang
13.	Syarikat Pendorong Sdn. Bhd.	Kampar	Amang
14.	Terus Masyhur Sdn. Bhd.	Kinta	Amang
15.	Universal Mineral Trading Sdn. Bhd.	Batang Padang	Amang
16.	Yoon Jaya Sdn. Bhd.	Kampar	Amang

MINERAL LICENCE HOLDER (TIN ORE SHOP)

No.	Company Name	District
1.	Chew Beng Chuan (Ban Hoe Bee)	Kinta
2.	Chin Siew Fah (P) & Chin Sook Min (P)	Kampar
3.	Hur Leong Meng	Kampar
4.	IBH MAE Enterprise (Ishak B. Hassan)	Batang Padang
5.	Koperasi Serbaguna Pekerja Lombong	Hulu Perak
6.	Sin Man Hin Loung Sdn. Bhd.	Kinta
7.	Sin Man Hin Loung Sdn. Bhd.	Hulu Perak
8.	Tony Ng @ Ng Kim Meng (Chun Huy)	Hulu Perak
9.	Timah Intan Enterprise	Hulu Perak
10.	Yin Fong	Kinta

MINERAL AND ROCK MATERIAL EXPORTER

No.	Company Name	Mineral / Rock Material	Destination
1.	Pantai Quarry Sdn. Bhd.	Aggregates, Crushed Stone	Singapore
2.	Syarikat Lumut Quarry Sdn. Bhd.	Aggregates, Crushed Stone, Granite Block	India, Singapore
3.	Freway Frontier Sdn. Bhd.	Calcium Carbonate	Singapore
4.	KPM Calcium Sdn. Bhd.	Calcium Carbonate	Singapore
5.	KPM Minerals Sdn. Bhd.	Calcium Carbonate	Bangladesh, Singapore
6.	Lafarge Aggregates (Ipoh) Sdn. Bhd.	Calcium Carbonate	Singapore
7.	Stoneworks Technologies Sdn. Bhd.	Calcium Carbonate	Singapore
8.	Syarikat Sim Quarry Sdn. Bhd.	Calcium Carbonate	Singapore
9.	Uniko Calcium Carbonate Industry Sd. Bhd.	Calcium Carbonate	Singapore
10.	Calrock Sdn. Bhd.	Calcium Carbonate, Limestone Flux	Singapore
11.	Pulai Calcium Carbonate Industries Sdn. Bhd.	Calcium Carbonate, Calcium Hydroxide	Australia, Singapore, Thailand
12.	Syarikat Sinar Manjung Sdn. Bhd.	Granite Rock	India, Singapore
13.	Sri Manjung Granite Quarry Sdn. Bhd.	Granite Rock	Singapore
14.	Pasir & Kapur Sdn. Bhd.	Granite Rock	Singapore
15.	Asas Hasrat Quarry Sdn. Bhd.	Granite Rock	Singapore
16.	Imerys Minerals (M) Sdn. Bhd.	Limestone Rock	Australia, China, India, Indonesia, Japan, Singapore, Taiwan, UAE
17.	KP Mineral & Chemical Sdn. Bhd.	Hydrated Lime	Brunei
18.	Lime & Lime Products Sdn. Bhd.	Hydrated Lime	Taiwan
19.	RCI Lime Sdn. Bhd.	Hydrated Lime	Singapore, Philippines
20.	Scomi Oiltools Sdn. Bhd.	Hydrated Lime	Turkmenistan
21.	Superior Lime Sdn. Bhd.	Hydrated Lime	Philippines
22.	Universal Lime Sdn. Bhd.	Hydrated Lime, Limestone flux, Quicklime, Slaked Lime	Mauritius, Singapore
23.	Satust Industries Sdn. Bhd.	Hydrated Lime, Limestone Rock	Singapore
24.	MCB Industries Sdn. Bhd.	Hydrated Lime, Slaked Lime	Indonesia
25.	Kayfour Development Corporation Sdn. Bhd.	Ilmenite ores & concentrates,	ROK
26.	Wierig International Sdn. Bhd.	Ilmenite ores & concentrates,	Egypt
27.	Zen Natural Resources Sdn. Bhd.	Ilmenite ores & concentrates,	China
28.	San Xiang (M) Sdn. Bhd.	Ilmenite ores & concentrates	China
29.	Thor Minerals (M) Sdn. Bhd.	Ilmenite ores & concentrates	USA

30.	Uniglobe Minerals Sdn.Bhd.	Ilmenite ores & concentrates, Zirconium ores & concentrates	China
31.	Teknik Entiti Sdn. Bhd.	Iron Ore	China
32.	CCS Corporation Sdn. Bhd.	Kaolin	Bangladesh
33.	Continental Ceramic Services Sdn. Bhd.	Kaolin	Bangladesh
34.	KPK-Kyoungsan Ceramics Sdn. Bhd.	Kaolin	ROK
35.	Sibelco (M) Sdn. Bhd.	Kaolin	Bangladesh, China, New Zealand, Philippines, Singapore, Sri Langka, Taiwan, Thailand, Viet Nam
36.	Kaolin (M) Sdn. Bhd.	Kaolin, Mica Powder	Bangladesh, China, India, Indonesia, Japan, ROK, Myanmar, Pakistan, Philippines, Singapore Sri Lanka, Taiwan, Thailand
37.	Konwill Enterprise Sdn. Bhd.	Kaolin, Mica powder	Japan, USA
38.	Century Minerals Sdn. Bhd.	Kaolinitic Clays	India
39.	Kromnickel Sdn. Bhd.	Kaolinitic Clays	India, China
40.	LSH Jaya Sdn. Bhd.	Kaolinitic Clays	India
41.	Massive Quarry Sdn. Bhd.	Kaolinitic Clays	India, China
42.	Natural Intention Sdn. Bhd.	Kaolinitic Clays	ROK, Japan
44.	Lavender Ceramic Sdn. Bhd.	Kaolinitic Clays	China
45.	Ipoh Rock (M) Sdn. Bhd.	Limestone Rock	Indonesia
46.	Stonechem Trading Sdn. Bhd.	Limestone Rock	India
47.	Weng Tatt Calcium Industry	Limestone Rock	Singapore
48.	ICB Carbonate Tecnologies Sdn. Bhd.	Limestone Flux	Singapore
49.	Key Industrial Minerals Supply Sdn. Bhd.	Limestone Flux	India
50.	Megavision Centre Sdn. Bhd.	Limestone Flux	Bangladesh
51.	Minerals & Chemicals Corporation Sdn. Bhd.	Limestone Flux	Hong Kong
52.	Pulai Calcium Carbonate Industries	Limestone Flux	India
53.	Dolomite Powders Sdn. Bhd.	Limestone Powder	Singapore
54.	YTL Cement Marketing Sdn. Bhd.	Limestone Powder	Singapore
55.	Chemie Build Marketing Sdn. Bhd.	Limestone Powder, Limestone Flux	Singapore
56.	AJK Minerals Sdn. Bhd.	Limestone Rock	Brunei
57.	Ban Loong Calcium Carbonate Sdn. Bhd.	Limestone Rock	Singapore
58.	Casa Bayan Sdn. Bhd.	Limestone Rock	Indonesia
59.	CSI Corporation Sdn. Bhd.	Limestone Rock	Bangladesh

60.	Gangga Marbles Sdn. Bhd.	Limestone Rock	India
61.	GCCP Gridland Sdn. Bhd.	Limestone Rock	Indonesia
62.	Goh Teik Lim Quarry Sdn. Bhd.	Limestone Rock	Japan, India
63.	Greenridge Resources Sdn. Bhd.	Limestone Rock	Hong Kong, India, Indonesia,
64.	Hyper Act Marketing Sdn. Bhd.	Limestone Rock	Indonesia
65.	Image Hexa Sdn. Bhd.	Limestone Rock	Singapore
66.	Lateral Development Sdn. Bhd.	Limestone Rock	Singapore
67.	Mutual Way Products Sdn. Bhd.	Limestone Rock	Singapore
68.	Nobel Distinction (M) Sdn. Bhd.	Limestone Rock	India
69.	Noble Distinction (M) Sdn. Bhd.	Limestone Rock	Indonesia
70.	Pearl Primax Sdn. Bhd.	Limestone Rock	Singapore
71.	Pulai Rock Industries Sdn. Bhd.	Limestone Rock	Indonesia
72.	Sri Magjuta Sdn. Bhd.	Limestone Rock	Singapore
73.	Subeno Calcium Carbonate Sdn. Bhd.	Limestone Rock	Bangladesh
74.	Sun Minerals Sdn. Bhd.	Limestone Rock	Bangladesh, India, Singapore
75.	Syarikat Sim Quarry Sdn. Bhd.	Limestone Rock	Singapore
76.	TKN Calcium Industries (M) Sdn. Bhd.	Limestone Rock	India, Hong Kong
77.	Unico Calcium Carbonate Industry Sdn. Bhd.	Limestone Rock	Philippines, Singapore
78.	Zantat Sdn. Bhd.	Limestone Rock	India
79.	MW Chemicals Sdn. Bhd.	Limestone Rock, Calcium Carbonate	India, Singapore
80.	Cheng Sun Quarry Sdn. Bhd.	Limestone Rock, Limestone Flux	Cambodia
81.	Fine Minerals Sdn. Bhd.	Limestone Rock, Limestone Flux	Bangladesh
82.	Ipohrock (M) Sdn. Bhd.	Limestone Rock, Limestone Flux	Indonesia
83.	Kinta Powdertec Sdn. Bhd.	Limestone Rock, Limestone Flux	India, Singapore
84.	Omya Kalsium (M) Sdn. Bhd.	Limestone Rock, Limestone Flux	India, Australia, Singapore, Bangladesh, Korea
85.	Thang Kiang Nam Trading Sdn. Bhd.	Limestone Rock, Limestone Flux	India, Thailand
86.	KB Stone Product Sdn. Bhd.	Limestone Rock, Limestone Flux	Singapore
87.	Lhoist (M) Sdn. Bhd.	Limestone Rock, Quicklime, Slaked Lime	Australia, Bangladesh, China, India, Indonesia, Japan, ROK, PNG, Philippines, Singapore, South Africa, Taiwan, Thailand
88.	Unichamp Mineral Sdn. Bhd.	Limestone Rock, Quicklime, Slaked Lime	Australia, Japan, Philippines, Thailand,
89.	Sri Martek Marble Industries Sdn. Bhd.	Marble Block, Limestone Flux	Indonesia, Taiwan
90.	Seribeau Sdn. Bhd.	Mica powder	Indonesia, Taiwan, Thailand

91.	Marubeni Corporation	Mica powder	Japan
92.	Tasik Mahir Sdn. Bhd.	Mica powder	China, ROK, Thailand, USA
93.	Techcera (M) Sdn. Bhd.	Mica powder	China, Japan, ROK, Taiwan
94.	Kincera Sdn. Bhd.	Mica powder	USA, UK, Barcelona, Istanbul, China, Taiwan
95.	Yamamoto Trading Malaysia Sdn. Bhd.	Mica powder	Singapore
96.	San Xiang (M) Sdn. Bhd.	Monazite	China
97.	NSL Chemicals (M) Sdn. Bhd.	Quicklime	Singapore, Philippines
98.	Megah Jaya Industries Sdn. Bhd.	Quicklime	Bangladesh, Philippines
99.	RCI Lime Sdn. Bhd.	Quicklime, Slaked Lime	Australia, Bangladesh, India, Indonesia, PNG, Philippines, Singapore
100.	CAO Industries Sdn. Bhd.	Quicklime, Slaked Lime	Australia, PNG
101.	Esteem Infotech Sdn. Bhd.	Silica Sand	Brunei
102.	Amanjaya Trading & Ventures Sdn. Bhd.	Silica Sand	Singapore
103.	Tomi Industrial Services	Silica Sand	Brunei, Singapore
104.	Beh Mineral Sdn. Bhd.	Struverite	China
105.	Kilang Amang Onn Sdn. Bhd.	Titanium ores & concentrates, Ilmenite ores & concentrates	India
106.	Kim Yuan Amang Factory Sdn. Bhd.	Zircon Sand	China
107.	Pegang Mining Sdn. Bhd.	Zircon Sand	China
108.	Interwestma Sdn. Bhd.	Zircon Sand, Monazite	China, India
109.	Far East Mineral Sdn. Bhd.	Zircon Sand, Struverite	China
110.	Minex Corporation Sdn. Bhd.	Zirconium ores & concentrates	Taiwan





SELANGOR

LOKASI LOMBONG DI NEGERI SELANGOR, 2018 Location of Mine in Selangor, 2018



DIRECTORY OF SELANGOR

TIN ORE MINE

No.	Company Name	Address	Contact No.	Method	Location
1.	KL Larut Sdn. Bhd.	No.20A,1 st Floor, Jalan Ipoh Kecil, Off Jalan Ipoh, 50350 Kuala Lumpur.	03-4044 6399 017-333 1871	Open Cast & Cutter Suction Dredge	Bestari Jaya & Ulu Tinggi, Kuala Selangor

LIMESTONE MINE

No.	Company Name	Address	Contact No.	Method	Location
1.	Associated Pan Malaysia Cement (APMC)	Lafarge Rawang Plant, 48000 Rawang	03-6091 6711 03-6091 6714	Open Cast	Kuala Garing, Rawang

MINERAL TENEMENT HOLDERS (MINING LEASE, ML)

No.	Lease Holder	Lease No.	District	Mineral	Area (Hectares)	Expiry date
1.	KL Larut Sdn. Bhd.	ML 1/2015	Bestari Jaya, Kuala Selangor	Tin Ore	120.97	20.3.20
2.	KL Larut Sdn. Bhd.	ML 2/2015	Ulu Tinggi, Kuala Selangor	Tin Ore	303.01	20.3.20
3.	Associated Pan Malaysia Cement	ML 3/2015	Rawang, Gombak	Limestone	128.60	25.4.25

MINERAL LICENCE HOLDER

No.	Licence Holder	Licence No.	Address	Mineral
1.	Sin Hoe Hip Tin Ore & Mineral Enterprise	LM/B/01/17	No. 147, Jalan Macau, 48200 Serendah, Selangor	Tin Ore
2.	San Xiang (M) Sdn. Bhd.	LM/B/02/17	Suite 8-11-6, 11F, Menara Mutiara Bangsar, Jalan Liku Off Jalan Bangsar, 59100 Kuala Lumpur	Columbite, Ilmenite, Monazite, Rutile, Scheelite, Struverite, Tantalite, Tin Slag, Wolfram, Xenotime, Zircon
3.	Zen Natural Mineral Resources	LM/B/03/17	No.117A, Jalan Kenari 23, Bandar Puchong Jaya, 47100 Puchong, Selangor	Antimony Ore & Concentrates, Arsenic Ore & Concentrates, Barite, Beryl Ore, Bismuth Ore, Cadmium Ore & Coal, Columbium Ore, Concentrates, Copper Ore & Concentrates, Endumium Ore & Concentrates, Feldspar, Gold Ore & Concentrates, Ilmenite, Kaolin, Lead Ore & Concentrates, Lithium Ore, Magnesium Silicates, Molybdenum Ore & Concentrates, Monazite, Nickel Ore & Concentrates, Palladium Ore & Concentrates, Phosphate & Yttrium, Rhodium/Ruthenium/Osmium/ Selenium/Tellurium Ore & Concentrates, Platinum Ore & Concentrates, Quartz, Rutile, Silica, Silver Ore & Concentrates, Tantalum Ore & Concentrates, Tin Ore, Tungsten Ore & Concentrates, Vanadium Ore & Concentrates, Zinc Ore & Concentrates, Zircon,

4.	Intech Scientific Enterprise	LM/B/04/17	No. 5-2, Jalan Cempaka SD 12/2, Bandar Sri Damansara, 52200 Kuala Lumpur	Xenotime
5.	Far East Minerals Sdn. Bhd.	LM/B/05/17	4-1, Jalan Telok Gadong, Off 3¼ Miles, Jalan Klang Lama, 58100 Kuala Lumpur	Andalusit, Columbite, Ilmenite, Monazite, Rutile, Scheelite, Struverite, Tantalite, Tin Ore, Tin Slag, Wolfram, Xenotime, Zircon,
6.	Interwestma Sdn. Bhd.	LM/B/06/17	100-3.025, Block J, 129 Offices, Jaya One, No.72A, Jalan Universiti 46200 Petaling Jaya, Selangor	Andalusit, Columbite, Ilmenite, Monazite, Rutile, Scheelite, Struverite, Tantalite, Tin Ore, Tin Slag, Wolfram, Xenotime, Zircon,
7.	Fitrah Resources Sdn. Bhd.	LM/B/07/17	1-5-27 Jalan 1/50, Block C Diamond Square, Off Jalan Gombak, 53000 Kuala Lumpur	Xenotime
8.	Ceramic Material Supply Sdn. Bhd.	LM/B/08/17	No.12, Jalan Wawasan 2/ KU7, Sg. Kapar Indah, 42200 Kapar, Perak	Feldspar
9.	Megavision Centre Sdn. Bhd.	LM/B/09/17	19-B, Wisma Keringat 1, Lorong Batu Caves 1, 68100 Batu Caves, Selangor	Limestone
10.	KPM Resources Sdn. Bhd.	LM/B/10/17	14-A, Jalan Lazat 2, Happy Garden, 58200 Kuala Lumpur	Limestone
11.	Productive Summit Sdn. Bhd.	LM/B/11/17	No.12, Jalan Wawasan, 2/ KU7, Sg. Kapar Indah, 42200 Kapar, Selangor	Kaolin
12.	Medias Sdn. Bhd.	LM/B/12/17	PT 5030, Jalan Jangur 28/43, Seksyen 28, 40000 Shah Alam, Selangor	Silica Sand
13.	Nippon Electric Glass Sdn. Bhd.	LM/B/13/17	Lot 1-7, Lion Industrial Park, Persiaran Jubli Perak, 40706 Shah Alam, Selangor	Silica Sand
14.	Compact Energy Sdn. Bhd.	LM/B/14/17	Lot 2319, Kawasan Perindustrian Olak Lempit, Tanjung Dua Belas, 42700 Banting, Selangor	Limestone
15.	North West Enterprise Sdn. Bhd.	LM/B/01/18	No.5, Jalan Peguan U1/25, Seksyen U1, Hicom-Glenmarie Industrial Park, 40150 Shah Alam, Selangor	Kaolin
16.	T.S. Ceramic Materials (Japan) Sdn. Bhd.	LM/B/02/18	Lot. 14, Jalan Perusahaan 2, Kawasan Perusahaan Beranang, 43700 Beranang, Selangor	Kaolin, Feldspar
17.	All Active Resources Sdn. Bhd.	LM/B/03/18	14-A, Jalan Lazat 2, Happy Garden, 58200 Kuala Lumpur	Kaolin, Ball Clay

MINERAL PROCESSING LICENCE HOLDER

No.	Licence Holder	Licence No.	Address	Mineral
1.	CCS Corporation Sdn. Bhd.	LMM/B/01/17	No.12, Jalan Wawasan 2/KU7, Sg. Kapar Indah, 42200 Kapar, Perak	Kaolin
2.	Zircon Mineral Malaysia Sdn. Bhd.	LMM/B/01/18	6a-A, Jalan Waja 14, Kawasan Perindustrian Teluk Panglima Garang, 42500 Telok Panglima Garang, Selangor	Zirconium silicate

MINERAL AND ROCK MATERIAL EXPORTER

No.	Company Name	Mineral / Rock Material	Destinations
1.	Batu Tiga Quarry Sdn. Bhd.	Aggregate (20 mm), Ballast stone (2")	Bangladesh
2.	Bronson and Jacobs (Malaysia) Sdn. Bhd.	Bentonite	Singapore
3.	Vermeer (SEA) Malaysia Sdn. Bhd.	Bentonite	Viet Nam, Singapore
4.	Vesuvius Malaysia Sdn. Bhd.	Bentonite	Singapore
5.	Productive Summit Sdn. Bhd.	Clay, Kaolin	Taiwan, Bangladesh
6.	CCS Corporation Sdn. Bhd.	Clay, Kaolin	Japan, Taiwan, ROK, China, India, Bangladesh
7.	Compact Energy Sdn. Bhd.	Hydrated (Slaked Lime)	India, Singapore, Sri Lanka, Pakistan
8.	WWRC Malaysia Sdn. Bhd.	Kaolin	Singapore, Indonesia
9.	Kasan Corporation (M) Sdn. Bhd.	Kaolin	Indonesia
10.	Behn Meyer Agricare (M) Sdn. Bhd.	Kieserite	Thailand, Indonesia
11.	North Port Bulk Services Sdn. Bhd.	Nepheline Syenite	Indonesia
12.	Uniglobe Minerals Sdn. Bhd.	Petalite	Japan
13.	Interwestma Sdn. Bhd.	Struverite	China
14.	Chung Chemicals Sdn. Bhd.	Talc-Powder	Vietnam, Thailand, Indonesia, ROK, Filipina, Myanmar
15.	Mc-Growth Chemical Sdn. Bhd.	Talc-Powder, Magnesite Powder	Singapore
16.	Far East Minerals Sdn. Bhd.	Tungsten Ore, Struverite	Holland, China
17.	Edaran Timurjaya Enterprise Sdn. Bhd.	Clay	Bangladesh
18.	Zircon Minerals Malaysia Sdn. Bhd.	Zirconium silicate	Sri Lanka, Bangladesh, Itali, Japan, India, Indonesia, ROK, Pakistan
19.	Unisil Mineral (M) Sdn. Bhd.	Clay	Bangladesh
20.	Cao Industries Sdn. Bhd.	Slaked Lime	Australia
21.	Chemcentro Sdn. Bhd.	Talc-Powder	Singapore
22.	Infini Chemicals (M) Sdn. Bhd.	Kaolin	Singapore
23.	Intergreen Resources Sdn. Bhd.	Coke & Semi – Coke of coal	Indonesia
24.	Rolf C.Hagen (Sea) Sdn. Bhd.	Bentonite	Singapore





NEGERI SEMBILAN & MELAKA

LOKASI LOMBONG DI NEGERI SEMBILAN, 2018
 Location of Mines in Negeri Sembilan, 2018



DIRECTORY OF NEGERI SEMBILAN

IRON MINE

No.	Company Name	Address	Contact No.	Method	Location
1.	E-Sing Plantation Sdn. Bhd	Bagan Modal Sdn. Bhd. Lot 533, Jalan Pasar, Sungai Pelek, 43950 Sepang, Selangor	03-3142 1988	Open Cast	Pasir Panjang, Port Dickson

FELDSPAR MINES

No.	Company Name	Address	Contact No.	Method	Location
1.	Contemporary Tactics Sdn. Bhd	312-A2, Taman AST Jalan Sungai Ujong, 70200 Seremban, Negeri Sembilan	06-767 8636	Open Cast	Gemencheh, Tampin
2.	GPS Quarry Sdn. Bhd	362A, Jalan Simbang, Taman Perling, 81200 Johor Bharu, Johor	07-232 6008	Open Cast	Gemencheh, Tampin
3.	Intisari Dagang Sdn. Bhd.	Kg. Gedok, 73200 Gemencheh, Negeri Sembilan	014-618 8123	Open Cast	Gemencheh, Tampin

MINERAL TENEMENT HOLDER

No.	Lease holder	Lease Number	Location	Mineral	Area (Hectare)	Expiry Date
1.	Panji Mewah Sdn. Bhd	ML 1/2015	Gemencheh, Tampin	Feldspar	6.06	10.06.18
2.	Contemporary Tactics Sdn. Bhd	PML 1/2015	Gemencheh, Tampin	Feldspar	5.77	29.01.20
3.	Intisari Dagang Sdn. Bhd	ML 1/2016	Pasir Panjang, Port Dickson	Iron Ore	12.15	12.02.19
4.	E-Sing Plantation Sdn. Bhd	PML 2/2016	Pasir Panjang, Port Dickson	Iron Ore	25.09	27.09.18
5.	Ku Tin Sang	PML 1/2016	Jelai, Jempol	Iron Ore	26.58	20.01.18
6.	Bilang Maju Sdn. Bhd	EL 1/2016	Pasir Panjang Port Dickson	Iron Ore, Tin Ore	20,000	08.05.18

MINERAL AND ROCK MATERIAL EXPORTER

No.	Company Name	Mineral	Country
1.	Zircosil (M) Sdn. Bhd.	Zirconium Silicate	Japan, ROK, Thailand, Indonesia, Viet Nam, Sri Lanka, Pakistan, Philippines
2.	Contemporary Tactics Sdn. Bhd.	Feldspar	Indonesia, Viet Nam, China
3.	Uniglobe Minerals Sdn. Bhd.	Monazite, Struverite, Zircon, Ilmenite, Xenotime	China

MINERAL LICENCE HOLDER

No.	Licence Holder	Address	Mineral Ore
1.	Kibing Group(M) Sdn. Bhd	Lot 635 & 660, Kawasan Perindustrian Tuanku Jaafar, 71450 Sungai Gadut, Negeri Sembilan	Silica Sand, Dolomite, Feldspar, Limestone, Soda Ash
2.	Uniglobe Mineral Sdn. Bhd	Uniglobe Mineral Sdn. Bhd 363 Tingkat 1, Jalan S2 B15 Uptown Avenue Seremban 2, 70300 Seremban, Negeri Sembilan.	Zircon, Ilmenite, Rutile, Monazite, Xenotime, Struverite, Scheelite, Tantalum, Wolframite, Columbite
3	Zircosil (M) Sdn. Bhd	Lot 52 & 56, Persiaran Bunga Tanjung 2, Senawang Industrial Park, 70450 Seremban, Negeri Sembilan	Silica Sand, Calcined Kaolin, Calcium Phosphate, Zircon Sand
4.	NS Cement Sdn. Bhd	Lot 3323, Mukim Kepis Kuala Jelai, 72100 Bahau Negeri Sembilan	Coal, Natural Gypsum, Laterite, Silica Sand

DIRECTORY OF MELAKA

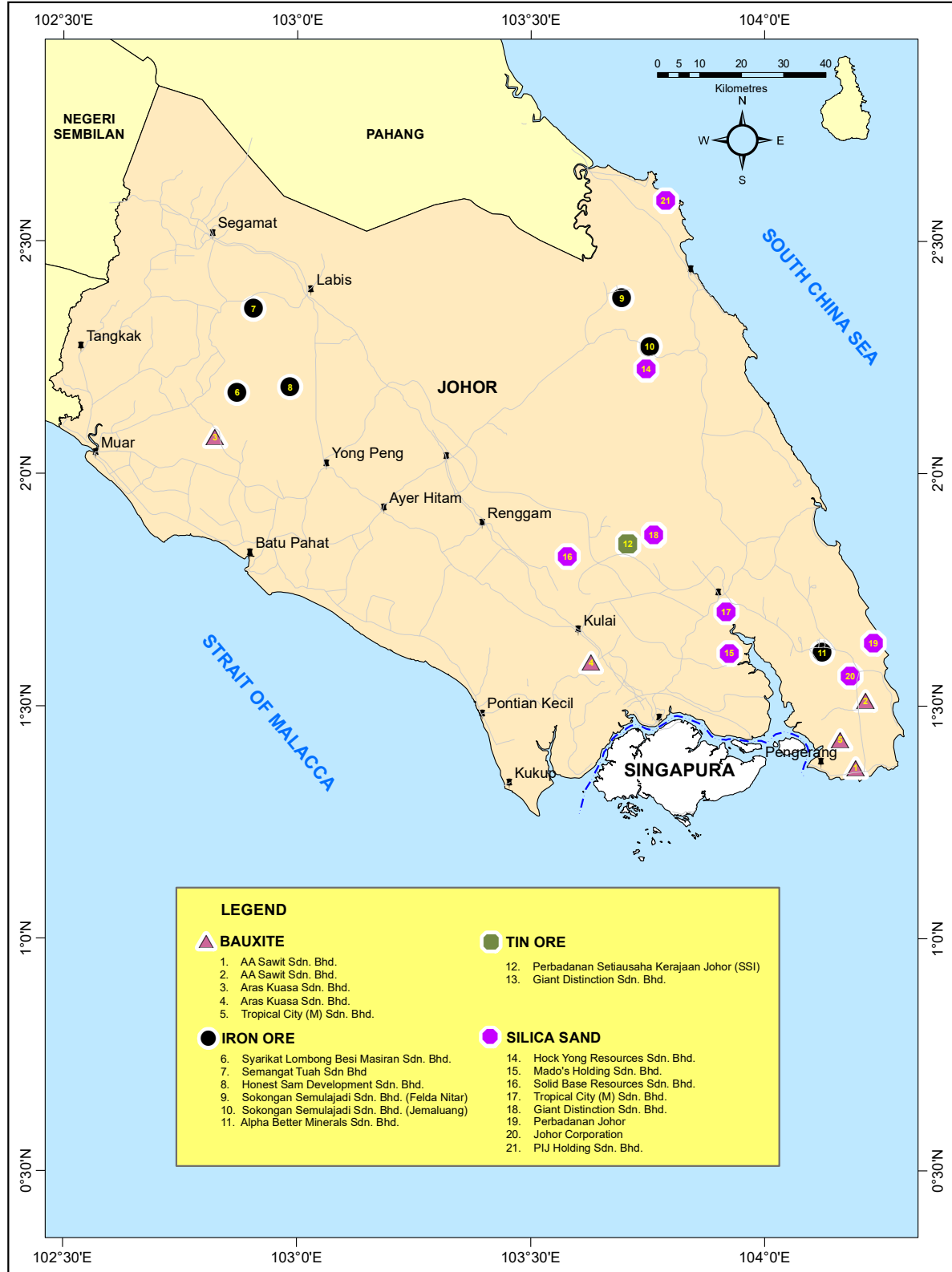
MINERAL TENEMENT HOLDER

No.	Lease Holder	Lease Number	Location	Mineral	Area (Hectare)	Expiry Date
1.	Yayasan Negeri Melaka	ML 1/2012	Sungai Baru Ulu, Alor Gajah	Iron Ore	38.07	07.07.21



JOHOR

LOKASI LOMBONG DI NEGERI JOHOR, 2018
Location of Mines in Johor, 2018



DIRECTORY OF JOHOR

TIN ORE MINE

No.	Company Name	Address	Contact No.	Method	Location
1.	Perbadanan Setiausaha Kerajaan Johor (SSI)	Pejabat Setiausaha Kerajaan Johor, Aras 3, Bangunan Dato' Jaafar Muhammad, Kota Iskandar, 79503 Iskandar Puteri, Johor	019-753 0025	Open Cast	Ulu Sungai Johor, Kota Tinggi
2.	Giant Distinction Sdn. Bhd.	No. 33, 1 st Floor, Jalan Anggerik 2, Taman Kulai Utama, 81000 Kulai, Johor	07-662 4022	Open Cast	Sg Tengkil, Kota Tinggi

IRON ORE MINE

No.	Company Name	Address	Contact No.	Method	Location
1.	Honest Sam Development Sdn. Bhd.	Level 8, Menara Zenith, Jalan Putra Square 6, Putra Square, 25200 Kuantan, Pahang	09-517 3333	Open Cast	Chaah Baru, Batu Pahat
2.	Sokongan Semulajadi Sdn. Bhd.	No. 91-3A, Jalan Jemaluang, 86800 Mersing, Johor	07-799 6661	Open Cast	Nitar 2, Mersing
3.	Sokongan Semulajadi Sdn. Bhd.	No. 91-3A, Jalan Jemaluang, 86800 Mersing, Johor	07-799 6661	Open Cast	Jemaluang, Mersing
4.	Semangat Tuah Sdn. Bhd.	No. 21, Jalan Pantai Murni 6, 59200 Pantai Dalam Kuala Lumpur	019-3186441	Open Cast	Bukit Kepong, Muar
5.	Syarikat Lombong Besi Hj. Masiran Elias Sdn. Bhd.	No. 24, Jalan Timbalan, 84000 Muar, Johor	06-282 4750	Open Cast	Lenga, Muar
6.	Alpha Better Minerals Sdn Bhd	Unit A12 – 13, Menara UOA Bangsar, No. 5, Jalan Bangsar Utama 1, 59000 Kuala Lumpur	019-262 6713	Open Cast	Bukit Perah, Ulu Sedili Besar, Kota Tinggi

BAUXITE MINE

No.	Company Name	Address	Contact No.	Method	Location
1.	AA Sawit Sdn. Bhd.	Bukit Pelangi, Jalan Pasir Pelangi, 80050 Johor Bharu, Johor	07-776 3816	Open Cast	Lot 10585, PTD 4200, Sungai Rengit
2.	Aras Kuasa Sdn Bhd	Level 8, Menara Zenith, Jalan Putra Square 6, Putra Square, 25200 Kuantan, Pahang	09-517 3333	Open Cast	Lot 354, Mukim Jorak, Muar

3.	AA Sawit Sdn. Bhd.	Bukit Pelangi, Jalan Pasir Pelangi, 80050 Johor Bharu, Johor	07-776 3816	Open Cast	Felda Sening, Pantai Timur, Kota Tinggi
4.	Tropical City (M) Sdn. Bhd.	No. 36 & 36A, Bandar Baru Uda Utama, 81200 Johor Bahru, Johor	07-799 6660	Open Cast	Sebahagian Kompartmen 27,28 dan 30, Hutan Simpan Santi, Kota Tinggi
5.	Aras Kuasa Sdn Bhd	Level 8, Menara Zenith, Jalan Putra Square 6, Putra Square, 25200 Kuantan, Pahang	09-517 3333	Open Cast	Kulai, Kulaijaya

SILICA SAND MINE

No.	Company Name	Address	Contact No.	Method	Location
1.	Giant Distinction Sdn. Bhd.	No. 33, 1 st Floor, Jalan Anggerik 2, Taman Kulai Utama, 81000 Kulai, Johor	07-662 4022	Open Cast	Sg Tengkil, Kota Tinggi
2.	Hock Yong Resources Sdn. Bhd.	2, Lorong Satu, Jalan Zabadah, 83000 Batu Pahat, Johor	07-434 1353	Open Cast	Lenggor, Mersing
3.	Perbadanan Johor	Aras 2 PERSADA Johor, Jalan Abdullah Ibrahim, 80000 Johor Bahru, Johor	07-219 2692	Open Cast	Pantai Timur, Kota Tinggi
4.	Mado's Holding Sdn. Bhd.	Pejabat Mado's Istana Pasir Pelangi, 81200 Johor Bahru, Johor	016-727 9944	Open Cast	Ladang Mado's, Ulu Tiram
5.	Solid Base Resources Sdn. Bhd.	No. 3B, Jalan Jati 2, Taman Nusa Bestari Jaya, 81300 Skudai, Johor	07-511 5015	Open Cast	Layang-Layang, Kluang
6.	Tropical City (M) Sdn. Bhd.	No. 36 & 36A, Bandar Baru Uda Utama, 81200 Johor Bahru, Johor	07-799 6660	Open Cast	Kg. Minchu, Kota Tinggi
7.	PIJ Holding Sdn Bhd	Level 8, PIJ Holdings, No. 8 Jalan Bukit Timbalan, 80000 Johor Bahru, Johor	07-253 7740	Open Cast	Kg Tanjung Resang, Penyabong, Mersing
8.	Johor Corporation	Aras 2 PERSADA Johor, Jalan Abdullah Ibrahim, 80000 Johor Bahru, Johor	07-219 2692	Open Cast	Tanjung Surat, Kota Tinggi

MINERAL TENEMENT HOLDERS (MINING LEASE, ML)

No.	Lease Holder	Lease Number	Location	Mineral	Area (Ha)	Expiry date
1.	Johor Mining and Stevedoring Company Sdn. Bhd.	ML 1/2014	Pantai Timur, Kota Tinggi	Bauxite	131.3 Ha	14 .01.19
2.	DYMM Sultan Ibrahim Ibni Almarhum Sultan Iskandar	ML 1/2016	Hutan Simpan Santi, Kota Tinggi	Bauxite	49.717 Ha	10.12.21
3.	Syarikat Lombong Besi Masiran Sdn. Bhd.	ML 1/2011	Lenga, Muar	Iron Ore	44.8 Ha (110.7 Ek)	20.12.21
4.	Sokongan Semulajadi Sdn. Bhd.	ML 1/2013	Jemaluang, Mersing	Iron Ore	47.98 Ha (118.523 Ek)	4.02.18
5.	Sokongan Semulajadi Sdn. Bhd.	ML 10/2014	Felda Nitar, Mersing	Iron Ore	88.47 Ha (198.87 Ek)	14.06.19
6.	YAM Tunku Idris Iskandar Ibni Sultan Ibrahim	ML 3/2014	Tanjung Surat, Kota Tinggi	Iron Ore	4.55 Ha (11.24 Ek)	02.03.19
7.	YAM Tunku Idris Iskandar Ibni Sultan Ibrahim	ML 4/2014	Tanjung Surat, Kota Tinggi	Iron Ore	10.51 Ha (25.98 Ek)	02.03.19
8.	DYMM Sultan Ibrahim Ibni Almarhum Sultan Iskandar	ML 6/2014	Chaah Baru, Batu Pahat	Iron Ore	121.11 Ha (300 Ek)	22.03.24
9.	DYMM Sultan Ibrahim Ismail Ibni Almarhum Sultan Iskandar	ML 9/2014	Chaah, Batu Pahat	Iron Ore	104.30 Ha (257.73 Ek)	22.03.24
10.	DYMM Sultan Ibrahim Ibni Almarhum Sultan Iskandar	ML 3/2017	Ulu Sungai Sedili Besar, Kota Tinggi	Iron Ore	73.02 Ha (180.441 Ek)	06.02.22
11.	1. Ho Chee Chiang 2. Hamonangan Bin Mara 3. Chia Cheong Chian	ML 1/2017	PTD 191, Sg. Kemandong, Mersing	Silica Sand, Kaolin	35.38 Ha (87.416 Ek)	03.01.22
12.	1. Ho Chee Chiang 2. Hamonangan Bin Mara 3. Chia Cheong Chian	ML 8/2014	Lenggor, Mersing	Silica Sand	19.33 Ha (47.76 Ek)	03.01.22
13.	Giant Distinction Sdn. Bhd.	MC 1235	Ulu Sungai Johor, Kota Tinggi	Silica Sand	425.73 Ha (1052 Ek)	22.12.18
14.	Giant Distinction Sdn. Bhd.	MC 1236	Ulu Sungai Johor, Kota Tinggi	Silica Sand	20.74 Ha (51.25 Ek)	22.12.18
15.	Perbadanan Setiausaha Kerajaan Johor (SSI)	ML 3/2012	Ulu Sungai Johor, Kota Tinggi	Tin Ore	22.25 Ha	29.03.17 (Renewal)
16.	Perbadanan Setiausaha Kerajaan Johor (SSI)	ML 5/2014	Ulu Sungai Johor, Kota Tinggi	Tin Ore	87.27 Ha (215.641 Ek)	12.03.19
17.	Semangat Tuah Sdn Bhd	ML 1/2015	Mukim Bukit Kepong Muar	Iron Ore	15.818 Ha	22.11.19
18.	DYMM Sultan Ibrahim Ibni Sultan Iskandar	ML 1/2018	Lot 1681, Mukim Bukit Kepong Muar	Iron Ore	22.25 Ha	07.07.23
19.	DYMM Sultan Ibrahim Ibni Sultan Iskandar	ML 2/2018	Lot 1267, Mukim Bukit Kepong, Muar	Iron Ore	1.98 Ha	24.10.23
20.	DYMM Sultan Ibrahim Ibni Sultan Iskandar	ML 3/2018	Lot 1207, Mukim Bukit Kepong, Muar	Iron Ore	2.463 Ha	24.10.23

MINERAL TENEMENT HOLDERS (PROPRIETARY MINING LICENCE, PML)

No.	Lease Holder	Lease Number	Location	Mineral	Area (Ha)	Expiry date
1.	AA Sawit Sdn. Bhd.	PML 1/2016	Sungai Rengit, Pengerang	Bauxite	61.06	07.08.21
2.	Batu Emas Jati Sdn. Bhd.	PML 1/2014	Padang Endau, Mersing	Iron Ore	32.43	19.07.19
3.	DYMM Tunku Ismail Idris Ibni Tuanku Iskandar	PML 2/2016	Ladang Mado's, Sg Tiram	Silica Sand	10.15	20.12.21
4.	Perbadanan Johor	PML 3/2016	Tanjung Balau, Kota Tinggi	Silica Sand	12.14	20.12.21
5.	Tropical City (M) Sdn. Bhd.	PML 4/2016	Kg. Minchu, Kota Tinggi	Silica Sand	1.743	20.12.21
6.	Tropical City (M) Sdn. Bhd.	PML 5/2016	Kg. Minchu, Kota Tinggi	Silica Sand	2.127	20.12.21
7.	Buckingham by The Sea Sdn. Bhd.	PML 1/2017	Tg. Kelesa, Kota Tinggi	Silica Sand	42.90	08.01.19
8.	Buckingham by The Sea Sdn. Bhd.	PML 2/2017	Tg. Kelesa, Kota Tinggi	Silica Sand	42.89	08.01.19
9.	Ou Chin Hua	PML 3/2017	Layang-Layang, Kluang	Silica Sand	3.52	26.03.22
10.	Ou Chin Hua	PML 4/2017	Layang-Layang, Kluang	Silica Sand	3.26	26.03.22
11.	Leong Poh Chee	PML 5/2017	Layang-Layang, Kluang	Silica Sand	3.26	26.03.22
12.	Johor Corporation	PML 6/2017	Tanjung Surat, Kota Tinggi	Silica Sand	5.746	19.6.22
13.	DYMM Sultan Ibrahim Ibni Almarhum Sultan Iskandar	PML 1/2018	Lot 2124, Lenga, Muar	Bauxite	1.54	26.03.19
13.	Tay Khay Tiong Tay Lay Sie	PML 2/2018	Lot 1816, Lenga, Muar	Bauxite	33.38	26.03.21
13	Ang Chin Chuan Ang Chin Hee	PML 3/2018	Batu 21, Lenga, Muar	Bauxite	4.22	26.3.2021
14.	Segamat Consolidated Properties Sdn Bhd	PML 4/2018	Lot 16554 Kulai	Bauxite	79.59	30.07.23
15.	Chai Chin Peng Chai Song Kee	PML 5/2018	Lot 1649, Kulai	Bauxite	1.69	12.08.23
16.	Segamat Consolidated Properties Sdn Bhd	PML 6/2018	Lot 3016, Kulai	Bauxite	3.88	12.08.23

MINERAL LICENCE HOLDERS

No	Licence Holder	Licence No.	Address	Mineral	Location
1.	Guocera Sdn. Bhd.	LM/JHR/0001	201, Jalan Mengkibol, 86000 Kluang, Johor	Kaolin, Feldspar	Kluang
2.	Southern Sealand Resources Sdn. Bhd.	LM/JHR/0002	T1 5B, Bangunan PIJ, Jalan Rebana, Kebun Teh, 80250 Johor Bahru, Johor	Tin Ore	PTD 3638, PTD 3639, Pengerang
3.	Premier Bleaching Earth Sdn. Bhd.	LM/JHR/0003	PLO 228, Jalan Perak, P.O Box 43, 17070 Pasir Gudang, Johor	Kaolin	Pasir Gudang
4.	Ting Yang Realty (M) Sdn Bhd	LM/JHR/0004	No. 3, Jalan Mahsuri 2, Kawasan Perindustrian Kluang, Batu 4, Jalan Mersing, 86000 Kluang, Johor	Kaolin	Kluang
5.	Aras Kuasa Sdn Bhd	LM/JHR/0005	Level 8, Menara Zenith, Jalan Putra Square 6, Putra Square, 25200 Kuantan, Pahang	Bauxite	Pagoh, Muar
6.	Johor Silica Industries Sdn. Bhd.	LM/JHR/0006	5A, Jalan Resam 13, Taman Bukit Tiram, 81800 Ulu Tiram, Johor	Silica Sand	Pengerang
7.	MHT Silica Sdn Bhd	LM/JHR/0007	No. 12, Jalan Akasia 6, Taman Desaru Utama 81930 Bandar Penawar, Kota Tinggi, Johor	Silica Sand	Kota Tinggi
8.	MHT Silica Sdn Bhd	LM/JHR/0008	No. 12, Jalan Akasia 6, Taman Desaru Utama 81930 Bandar Penawar, Kota Tinggi, Johor	Silica Sand	Kota Tinggi
9.	Solid Base Resources Sdn. Bhd.	LM/JHR/0009	No. 3-B, Jalan Jati 2, Taman Nusa Bestari Jaya, 81300 Skudai, Johor	Silica Sand	Kluang
10.	Perniagaan Usahasama Membalak Sdn. Bhd.	LM/JHR/0010	PLO 340, Jalan Perak 4, Kawasan Perindustrian Pasir Gudang, Johor	Silica Sand	Mersing
11.	MADO'S Holding	LM/JHR/0011	Bukit Pelangi, Jalan Bukit Pelangi, 80050 Johor Bahru, Johor	Silica Sand	Johor Bahru
12.	Tropical City (M) Sdn. Bhd.	LM/JHR/0012	No. 36 & 36A, Jalan Uda Utama 3/15, Bandar Uda Utama, 80250 Johor Bharu, Johor	Bauxite, Silica Sand	Kota Tinggi
13.	AA Sawit Sdn. Bhd.	LM/JHR/0013	Lot 9958, Batu 4, Jalan Mersing, Kawasan Perindustrian Lau Kim Teck Fasa 2, 86000 Kluang, Johor	Bauxite	Kota Tinggi

MINERAL PROCESSING LICENCE HOLDERS

No	Licence Holder	Licence No.	Address	Mineral	Location
1.	AA Sawit Sdn. Bhd.	LMM/JHR/0007	Lot 9958, Batu 4, Jalan Mersing, Kawasan Perindustrian Lau Kim Teck Fasa 2, 86000 Kluang, Johor	Bauxite	Kota Tinggi
2.	Tropical City (M) Sdn. Bhd.	LMM/JHR/0008	No. 36 & 36A, Jalan Uda Utama 3/15, Bandar Uda Utama, 80250 Johor Bharu, Johor	Bauxite	Pengerang
3.	Sibelco Malaysia Sdn. Bhd.	LMM/JHR/0009	Lot 147, Jalan Cecair 2, Zon Perindustrian Bebas, Pasir Gudang, Johor	Feldspar, Silica Sand	Pasir Gudang
4.	Honest Sam Development Sdn. Bhd.	LMM/JHR/0004	Level 8, Menara Zenith, Jalan Putra Square 6, Putra Square, 25200 Kuantan, Pahang	Iron Ore	Chaah, Batu Pahat
5.	Solid Base Resources Sdn. Bhd.	LMM/JHR/0001	No. 3-B, Jalan Jati 2, Taman Nusa Bestari Jaya, 81300 Skudai, Johor	Silica Sand	Layang-Layang, Kluang
6.	Johor Silica Industries Sdn. Bhd.	LMM/JHR/0002	5A, Jalan Resam 13, Taman Bukit Tiram, 81800 Ulu Tiram, Johor	Silica Sand	Tanjung Surat, Kota Tinggi
7.	MADO'S Holding	LMM/JHR/0003	Bukit Pelangi, Jalan Bukit Pelangi, 80050 Johor Bahru, Johor	Silica Sand	Sg. Tiram, Johor Bahru
8.	Perniagaan Usahasama Membalak Sdn. Bhd.	LMM/JHR/0005	PLO 340, Jalan Perak 4, Kawasan Perindustrian Pasir Gudang, Johor	Silica Sand	Penyabong, Mersing
9.	Hock Yong Resources Sdn. Bhd.	LMM/JHR/0006	No. 2, Lorong Satu, Jalan Zabedah, 83000 Batu Pahat, Johor	Silica Sand	Mersing

MINERAL AND ROCK MATERIAL EXPORTER

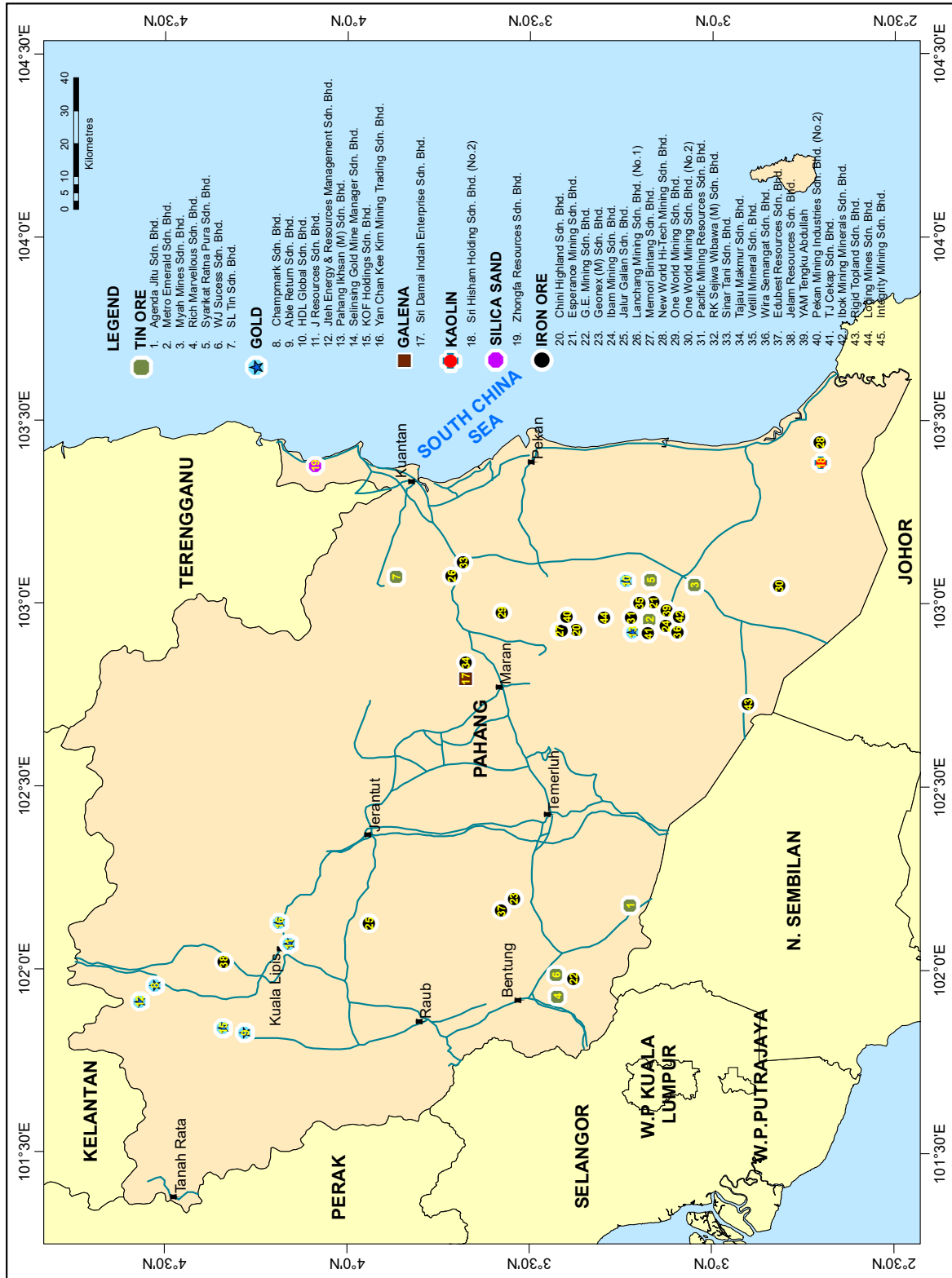
No.	Company Name	Minerals / Rock Material	Destinations
1.	Johore Mining and Stevedoring Co. Sdn. Bhd. (JOMIS)	Bauxite	China, Japan
2.	Sokongan Semulajadi Sdn. Bhd.	Bauxite	China, Thailand
3.	Sibelco Malaysia Sdn. Bhd.	Feldspar	Singapore, Viet Nam, Thailand, Pakistan, Philippines
4.	Alpha Better Mineral Sdn. Bhd.	Iron Ore	China
5.	Honest Sam Development Sdn. Bhd.	Iron Ore	China
6.	Massive Milestone Sdn. Bhd.	Iron Ore	China
7.	Mount United Mining Sdn. Bhd.	Iron Ore	China
8.	Sokongan Semulajadi Sdn. Bhd.	Iron Ore	China
9.	Summit Jutamas (M) Sdn. Bhd.	Iron Ore	China
10.	ZCM Minerals Sdn. Bhd.	Iron Ore	China
11.	Uniglobe Minerals Sdn. Bhd.	Kaolin	Japan
12.	Ultimate Fidelity Sdn. Bhd.	Kaolin	Hong Kong
13.	Bumijaya Waras Sdn. Bhd.	Silica Sand	Singapore
14.	Giant Distinction Sdn. Bhd.	Silica Sand	Singapore
15.	Global Transport & Resources Sdn. Bhd.	Silica Sand	Singapore
16.	AA Sawit Sdn Bhd	Bauxite	China
17.	Johor Silika Sdn. Bhd.	Silica Sand	Singapore, Viet Nam, Indonesia
18.	Mados's Holding Sdn. Bhd.	Silica Sand	Singapore, Brunei
19.	Perniagaan Usahasama Membalak Sdn. Bhd.	Silica Sand	Singapore
20.	Productive Summit Sdn. Bhd.	Kaolin	Bangladesh
21.	Ting Yang Realty (M) Sdn Bhd	Kaolin, Calcined Clay	Taiwan
22.	Solid Base Resources Sdn Bhd	Silica Sand	Singapore





PAHANG

LOKASI LOMBONG DI NEGERI PAHANG, 2018
Location of Mines in Pahang, 2018



DIRECTORY OF PAHANG

TIN ORE MINE

No.	Company Name	Address	Contact No.	Method	Location
1.	Metro Emerald Sdn. Bhd.	PT. 159983, Jalan Persimpangan Lahat, Lebuhraya Ipoh- Lumut, 31500 Lahat, Perak	05-322 1401	Open Cast	Sungai Lembing, Kuantan
2.	Rich Marvellous Sdn. Bhd.	No. 278, Lorong Bentong Makmur 11, Taman Bentong Makmur, 28700 Bentong, Pahang	09-223 4951	Open Cast	Sungai Semantut, Bentong
3.	Syarikat Ratna Pura Sdn. Bhd.	Lot. 14, Kawasan MIEL, Semambu Industrial Estate, 25350 Kuantan, Pahang	09-438 2104	Open Cast	Sungai Timun, Rompin
4.	Myah Mines Sdn. Bhd.	No. A-19, Tingkat 1, Lorong Galing 2, Jalan Besar, 25300 Kuantan, Pahang	013-955 8385	Open Cast	Sungai Lembing, Kuantan
5.	Wj Success Sdn. Bhd.	Level 2-207, Plaza Sri Setia, No 1, Jalan SS 9/2, Seri Setia, 47300 PJ Selangor	03-7873 7717	Open Cast	Bentong
6.	SL Tin Sdn. Bhd.	Lot 6,8 dan 9, Jalan Perigi Nanas 6/1, Pulau Indah Industrial Park West Port, 42920 Pulau Indah, Selangor	03-3102 3083	Open Cast	Sg Lembing, Kuantan
7.	Agenda Jitu Sdn Bhd	No 328, Felda Tersang, 27600 Raub, Pahang	N/A	Open Cast	Sungai Pertang, Pelangai, Bentong

GOLD MINE

No.	Company Name	Address	Contact No.	Method	Location
1.	J Resources Sdn. Bhd.	Penjom Gold Mine, Empang Jaleh, P.O Box 49, 27207 Kuala Lipis, Pahang	09-322 7288	Open Cast	Penjom, Kuala Lipis
2.	Yang Chang Kee Kim Mining Trading Sdn. Bhd.	No 238, Bukit Koman, 27000 Raub Pahang	019-9162610	Open Cast	Sungai Penyadap, Kuala Lipis
3.	Selinsing Gold Mine Manager Sdn. Bhd. (Selinsing Gold Mine 1)	No. 157, Jalan Bukit Bius, 27207 Kuala Lipis, Pahang	09-340 2043	Open Cast	Sungai Kermoi, Kuala Lipis

4	Able Return Sdn. Bhd. (Selinsing Gold Mine 2)	No. 157, Jalan Bukit Bius, 27207 Kuala Lipis, Pahang	09-340 2043	Open Cast	Sungai Kermoi, Kuala Lipis
5	Jteh Energy & Resources Management Sdn. Bhd.	A 31,Tingkat 2,Jalan Sri Kuantan 2,25050 Kuantan, Pahang	017-676 8823	Open Cast	Batu Yon,Lipis
6.	KOF Holdings Sdn. Bhd.	No 22-G-2 & 22A-G1, Jalan Perdana 6/6, 55300 Kuala Lumpur	019-636 2222	Open Cast	Lipis
7.	HDL Global Sdn. Bhd.	No. E-827, Jalan Bayam, 25100 Kuantan	09-514 1122	Open Cast	Sungai Carah, Rompin
8.	Champmark Sdn. Bhd.	No. 1253-1-8, Batu 6 3/4, Jalan Sungai Besi, 57100 Kuala Lumpur	03-7982 3966	Open Cast	Sungai Timah, Kuala Lipis
9.	Pahang Ikhsan (M) Sdn. Bhd.	No. 127,Lorong IM 8/34, Taman Mahkota Putra, Bandar Indera Mahkota, 25000 Kuantan, Pahang	012-699 8469	Open Cast	Sungai Jubau, Rompin

GALENA MINE

No.	Company Name	Address	Contact No.	Method	Location
1.	Sri Damai Indah Ent. Sdn. Bhd.	A133, Tingkat 1, Jalan Hj Abdul Aziz, 25000 Kuantan, Pahang	09-516 1800	Open Cast	Maran

KAOLIN MINE

No.	Company Name	Address	Contact No.	Method	Location
1.	Sri Hisham Holding Sdn. Bhd.	A – 4112, Ground Floor, Jalan Kubang Buaya, 25250 Kuantan, Pahang	09-507 2104	Open Cast	Sungai Serai, Rompin

SILICA SAND MINE

No.	Company Name	Address	Contact No.	Method	Location
1.	Zhongfa Resources Sdn. Bhd.	No 11 & 11A, Bougaenvilla A12, Sri Baugain Seri Botani, 31350 Ipoh, Perak	05-3113107	Open Cast	Sungai Karang, Kuantan

IRON ORE MINE

No.	Company Name	Address	Contact No.	Method	Location
1.	Tajau Makmur Sdn. Bhd.	No. A 13-2, Lorong Tun Ismail 10, Sri Dagangan 2, 25000 Kuantan, Pahang	09-567 6113	Open Cast	Bukit Tunggai, Maran
2.	Ibam Mining Sdn. Bhd.	No. B – 2737, Taman Pelandok, Off Jalan Beserah, 25390 Kuantan, Pahang	09-567 8587	Open Cast	Bukit Pesagi, Rompin
3.	Pacific Mining Resources Sdn. Bhd.	No. D5-31, Kedai TDK, 26670 Bukit Ibam, Pahang	013-315 1333	Open Cast	Sg Cipai, Rompin
4.	Memori Bintang Sdn. Bhd.	No. D-600, 2nd Floor, Jalan Haji Junid, 25200, Kuantan, Pahang	09-517 3333	Open Cast	Bukit Ketaya, Chini
5.	Wira Semangat Sdn. Bhd.	B-584 Tingkat 1, Jalan Beserah 25300 Kuantan, Pahang	09-5681236	Open Cast	Bukit Mercung, Rompin
6.	Esperance Mining Sdn. Bhd.	Lot 10, Kawasan Perindustrian Semambu, 25350 Kuantan, Pahang	09-568 2377	Open Cast	Tasik Biru, Bukit Ibam
7.	Lanchang Mining Sdn. Bhd. (No.1)	No. 5, Persiaran Sultan Abu Bakar, Kawasan Perindustrian Ringan 6, Bandar Indera Mahkota, 25200 Kuantan, Pahang	09-572 9318	Open Cast	Sg Luit, Maran
8.	Sinar Tani Sdn. Bhd.	No. A-4380, Tingkat 1, Jalan Teluk Sisek, 25000 Kuantan, Pahang	09-515 9888	Open Cast	Batu 4, Gambang
9.	Jalur Galian Sdn. Bhd.	No. A-9, Tin Oregkat 1, Jalan Tun Ismail 2, Sri Dagangan 11, 25000 Kuantan, Pahang	09-517 3333	Open Cast	Kampung Baru, Jerantut
10.	RK Sejiwa Wibawa (M) Sdn. Bhd.	D-600, 2 nd Floor, Jalan Haji Junid, 25200 Kuantan, Pahang	09 - 517 3333	Open Cast	Buit Ketaya, Chini
11.	New World Hi-Tech Mining Sdn. Bhd.	No. 23, Jalan Gurney Satu, 54000 Kuala Lumpur	03 - 4257 7888	Open Cast	Selendang, Rompin
12.	G.E Mining Sdn. Bhd.	No. B-12, Tingkat 1, Lorong Tun Ismail B, Sri Dagangan 2, 25000 Kuantan, Pahang	09-517 3388	Open Cast	Sungai Besol, Jerantut
13.	One World Mining Sdn. Bhd. 2	Level 8, Menara Zenith, Jalan Putra Aquare 6, Putra Square 25200 Kuantan, Pahang	09-5488888	Open Cast	Keratong, Rompin

14.	One World Mining Sdn. Bhd. 1	Level 8, Menara Zenith, Jalan Putra Aquare 6, Putra Square 25200 Kuantan, Pahang	09-5488888	Open Cast	Rompin
15.	Geonex (M) Sdn. Bhd.	B 98, 1 st Floor Sri Dagangan 2, Jalan Tun Ismail 1, 25000 Kuantan, Pahang	09-5173979	Open Cast	Sg. Rawit, Temerloh
16.	Vetill Mineral Sdn. Bhd.	A5-11, Blok A, Plaza Dwtasik, Bandar Sri Permaisuri, 56000 Kuala Lumpur	019-9506966	Open Cast	Keratong, Rompin
17.	Chini Highland Sdn. Bhd.	18-25-A2, Gurney Tower Persiaran Gurney, Pulau Pinang	09-5173791	Open Cast	Pekan
18	Edubest Resources Sdn. Bhd.	B 12, Tingkat 1, Lorong Tun Ismail 8, Sri Dagangan 2, 25000 Kuantan, Pahang	09-5173388	Open Cast	Batu Yon Lipis
19	Jelam Resources Sdn. Bhd.	No 6B, Jalan TR 2/2, Tropicana Golf & Country Resort, 47410 Petaling Jaya, Selangor	03-78064468	Open Cast	Sungai Panggor, Kechau Lipis
20	YAM Tengku Abdullah	Level 8, Menara Zenith, Jalan Putra Square 6, Putra Square, 25200 Kuantan Pahang	09-5488880	Open Cast	Bukit Sembilan Keratong Pahang
21	Pekan Mining Industries Sdn. Bhd. 2	62B, Lorong Rahim Kajai 14, Taman Tun Dr Ismail, 60000 Kuala Lumpur	03-55191122	Open Cast	Chini
22	TJ Cekap Sdn. Bhd.	No 136, Taman Bunga Raya, Jalan Raja Omar, 32000 Setiawan, Perak	012-5005181	Open Cast	Sungai Cipai Keratong rompin
23	Ibok Mining Minerals Sdn. Bhd.	A 253, 2 nd Floor, Jalan Air Putih, 25300 Kuantan, Pahang	019-229 6666	Open Cast	Sungai Bukit Pesagi, Keratong, Rompin
24	Rigid Topland Sdn. Bhd.	No 1-1B, Jalan Tasik Utama 3, Medan Niaga Tasik Damai, Lakefield, Sg Besi, 57000 Kuala Lumpur	03-9054 7992	Open Cast	Sungai Tembi, Bera
25	Loging Mines Sdn. Bhd.	No A 155, Tingkat 1, Jalan Paya 3, Taman Tiram Jaya, 25200 Kuantan, Pahang	019-913 5669	Open Cast	Sungai Ganoh, Keratong, Rompin
26	Integrity Mining Sdn. Bhd.	No. 13A-2, Jalan Solaris 3, Solaris Mont Kiara, 50480 Kuala Lumpur	03-6211 2212	Open Cast	Sungai Cengkul, Penyor, Pekan

MINERAL TENEMENT HOLDERS (MINING LEASE, ML)

No.	Mining Certificate / Lease Holder	Lease Number	Location	Mineral	Area (Hectares)	Expiry Date
1.	Raub Australian Gold Mine Sdn. Bhd. (RAGM)	MC 533	Bukit Koman, Raub	Gold	83.72	16.08.27
2.	Raub Australian Gold Mine Sdn. Bhd. (RAGM)	MC 1669	Bukit Koman, Raub	Gold	122.62	01.01.18
3.	Perbadanan Kemajuan Negeri Pahang	MC 1/106	Penjom, Kuala Lipis	Gold	121.40	30.10.25
4.	Perbadanan Kemajuan Negeri Pahang	MC 1/111	Ulu Jelai, Kuala Lipis	Gold	43.015	04.05.18
5.	Perbadanan Kemajuan Negeri Pahang	MC 1/123	Penjom, Kuala Lipis	Gold	105.22	30.10.16
6.	Perbadanan Kemajuan Negeri Pahang	MC 1/124	Ulu Jelai, Kuala Lipis	Gold	40.34	27.03.17
7.	Specific Resources Sdn. Bhd.	MC 1/130	Penjom, Kuala Lipis	Gold	0.085	03.11.15
8.	Specific Resources Sdn. Bhd.	MC 1/131	Penjom, Kuala Lipis	Gold	0.682	03.11.15
9.	Specific Resources Sdn. Bhd.	MC 1/132	Penjom, Kuala Lipis	Gold	0.341	03.11.15
10.	Able Return Sdn. Bhd.	ML 05/2000	Sg. Kermoi, Kuala Lipis	Gold	32.30	04.05.18
11.	Perbadanan Kemajuan Negeri Pahang	ML 07/2000	Chini/ Penyor	Manganese, Iron Ore	32.32	16.07.13
12.	Angkasa Perspektif Sdn. Bhd.	ML 08/2000	Bukit Pesagi, Rompin	Iron Ore	121.4	20.08.19
13.	Agenda Jitu Sdn. Bhd.	ML 09/2000	Sungai Pertang, Bentong	Tin Ore	20.27	21.08.17
14.	GBK Enterprise Sdn. Bhd.	ML 01/2001	Bukit Cempamak, Rompin	Iron Ore	400.00	14.02.20
15.	MK Ria (M) Sdn. Bhd.	ML 01/2008	Batu Yon, Kuala Lipis	Iron Ore	116.90	10.09.17
16.	Perbadanan Kemajuan Negeri Pahang	ML 08/2008	Ulu Jelai Kuala Lipis	Gold	162.30	03.12.17
17.	Sri Hisham Holding Sdn. Bhd.	ML 05/2009	Sungai Serai, Rompin	Kaolin	6.070	23.02.29
18.	Memori Bintang Sdn. Bhd.	ML 07/2009	Chini, Pekan	Manganese/ Iron Ore	34.43	14.05.19
19.	Perbadanan Kemajuan Negeri Pahang	ML 11/2009	Sungai Merbau, Kuala Lipis	Gold	186.90	28.06.19
20.	Keris Daulat Sdn. Bhd.	ML 16/2009	Sungai tembi, Bera	Iron Ore	80.92	08.11.20
21.	Perbadanan Kemajuan Negeri Pahang	ML 17/2009	Hutan Simpan Bukit Ibam, Rompin	Iron Ore	187.09	08.12.20
22.	YM Tengku Sharipudin, YM Raja Abu Bakar Shah, YM Engku Omar	ML 01/2010	Kampung Baru, Jerantut	Iron Ore	23.58	17.01.19
23.	Lanchang Mining Sdn. Bhd.	ML 03/2010	RTK Sungai Batu, Maran	Iron Ore	41.82	25.01.19

24.	Giatras Sdn. Bhd.	ML 04/2010	Bukit Tunggal, Maran	Iron Ore	123.69	20.10.19
25.	Kinta Tiasa Sdn. Bhd.	ML 05/2010	Sungai Penyadap, Kuala Lipis	Gold	24.99	30.04.18
26.	Esty Development & Construction Sdn. Bhd.	ML 06/2010	Srijaya/ Maran	Iron Ore	68.26	20.04.19
27.	RK Sejiwa Wibawa (M) Sdn. Bhd.	ML 10/2010	Kg. Jamarau Chini, Pekan	Manganese/ Iron Ore	53.61	12.07.20
28.	Perbadanan Kemajuan Negeri Pahang	ML 11/2010	Penjom, Kuala Lipis	Gold	81.31	12.10.20
29.	Perbadanan Kemajuan Negeri Pahang	ML 12/2010	Penjom, Kuala Lipis	Gold	20.42	06.10.20
30.	Perbadanan Kemajuan Negeri Pahang	ML 13/2010	Penjom, Kuala Lipis	Gold	7.00	12.10.20
31.	Perbadanan Kemajuan Negeri Pahang	ML 14/2010	Penjom, Kuala Lipis	Gold	70.75	12.10.20
32.	Perbadanan Kemajuan Negeri Pahang	ML 15/2010	Penjom, Kuala Lipis	Gold	141.69	12.10.20
33.	Angkasa Perspektif Sdn. Bhd.	ML 16/2010	Bukit Pesagi, Rompin	Iron Ore	81.09	28.10.19
34.	Gema Impak Sdn Bhd	ML 17/2010	Sg. Cipai/ Keraton	Iron Ore	135.9	15.12.20
35.	Perbadanan Kemajuan Negeri Pahang	ML 02/2011	Penjom, Kuala Lipis	Gold	80.83	15.02.18
36.	Syarikat Ratna Pura Sdn. Bhd.	ML 05/2011	Sungai Timun, Rompin	Iron Ore	194.224	16.03.18
37.	Pahang Ikhsan (M) Sdn. Bhd.	ML 06/2011	Sungai Jubau, Rompin	Gold	100.09	21.03.20
38.	Perbadanan Kemajuan Negeri Pahang	ML 07/2011	Sungai Kermoi Kuala Lipis	Gold	91.52	28.03.21
39.	Jenwen Sdn. Bhd.	ML 12/2011	Sungai Semantut, Bentong	Tin Ore	30.35	30.06.18
40.	Dato' Dr. Hj. Abd. Wahid Bin Abd. Manap	ML 14/2011	Bukit Sagu, Kuantan	Manganese	209.35	08.09.18
41.	YAM Tengku Abd. Rahman Al-Haj Ibni Sultan Ahmad Shah Al-Musta'in Billah	ML 15/2011	Sungai Perupuk, Pekan	Iron Ore	56.16	21.09.18
42.	KDYMM Sultan Hj Ahmad Shah Al Musta'in Billah Ibni Al-Marhum Sultan Abu Bakar	ML 16/2011	Bukit Ketaya, Penyor	Manganese, Iron Ore	141.8	02.10.19
43.	Perbadanan Kemajuan Negeri Pahang	ML 17/2011	Tasik Chini, Pekan	Manganese, Iron Ore	7.63	04.10.20
44.	One World Mining Sdn. Bhd.	ML 03/2012	Sg. Kemuning, Penyor	Iron Ore, Galena	200.1	08.02.19
45.	Esperance Mining Sdn. Bhd.	ML 04/2012	Bukit Ibam, Keraton	Iron Ore	116.95	06.03.19
46.	Chini Highland Mining Sdn. Bhd.	ML 10/2012	Kg. Melai, Penyor	Manganese, Iron Ore	71.46	16.05.22
47.	Able Return Sdn. Bhd.	ML 12/2012	Sg. Kermoi, Lipis	Gold	157.2	11.02.21

48.	Perbadanan Kemajuan Negeri Pahang	ML 13/2012	Gagak, Kuantan	Tin Ore	250.0	13.06.22
49.	Perbadanan Kemajuan Negeri Pahang	ML 16/2012	Sg. Jaleh, Penjom	Gold	133.54	25.04.18
50.	Ahmad Razif bin Abdul Rahman	ML 20/2012	Sg. Timun, Keratong	Iron Ore, Wolframite	79.93	12.12.19
51.	Sungai Teh Mining Sdn. Bhd.	ML 01/2013	Sg. Diam, Jerantut	Iron Ore	80.00	27.01.20
52.	Myah mines Sdn. Bhd.	ML 03/2013	Myah, Kuantan	Tin Ore	182.2	24.03.20
53.	SL Tin Sdn. Bhd.	ML 09/2013	Kuantan	Tin Ore	267.3	16.10.2028
54.	YAM Tengku Abdullah Ibni Sultan Abu Bakar	ML 10/2013	Bukit Sembilan, Keratong	Iron Ore	81.26	16.12.17
55.	Perbadanan Kemajuan Negeri Pahang	ML 01/2014	Bukit Batu, Kuantan	Iron Ore	83.43	12.01.19
56.	Perbadanan Kemajuan Negeri Pahang	ML 06/2014	Bukit Batu, Kuantan	Iron Ore	202.4	18.02.23
57.	Perbadanan Kemajuan Negeri Pahang	ML 17/2014	Sg. Jaleh, Penjom	Gold	20.30	25.04.16
58.	YAM Tengku Tan Sri Hajjah Meriam binti Sultan Haji Ahmad Shah	ML 20/2014	Sg. Mercung, Keratong	Iron Ore	40.0	07.07.18
59.	KDYTM Tengku Abdullah Ibni Sultan Haji Ahmad Shah	ML 21/2014	Sg. Tebang Kepung, Pontian	Iron Ore	80.87	21.07.19
60.	Mohd Hassim bin Abdullah	ML 25/2014	Sg. Bukit Panjang, Kuantan	Bauxite	62.27	25.09.16
61.	MZ II Trading & Mining Sdn. Bhd.	ML 26/2014	Sg. Cengkul, Penyor	Manganese/ Iron Ore	40.46	08.10.24
62.	Perbadanan Kemajuan Negeri Pahang	ML 09/2015	Chini, Penyor	Manganese/ Iron Ore	32.23	16.07.20
63.	Sri Damai Indah Enterprise Sdn. Bhd.	ML 12/2015	Sg. Luit, Maran	Iron Ore, Galena, Gold	61.09	23.04.19
64.	Sri Damai Indah Enterprise Sdn. Bhd.	ML 13/2015	Sg. Luit, Maran	Gold, Iron Ore, Galena	13.88	23.04.19
65.	Perbadanan Kemajuan Negeri Pahang	ML 14/2015	Sg. Jaleh, Penjom	Gold	154.18	06.06.25
66.	KDYMM Sultan Hj Ahmad Shah Al Musta'in Billah Ibni Al-Marhum Sultan Abu Bakar	ML 16/2015	Sg. Balok, Kuantan	Bauxite	80.95	31.05.20
67.	KDYTM Tengku Abdullah Ibni Sultan Haji Ahmad Shah	ML 17/2015	Sg. Air Putih, Kuantan	Bauxite	60.71	01.06.17
68.	Asyadian Trading Sdn. Bhd.	ML 18/2015	Sg. Rasau, Kuantan	Bauxite	161.9	01.06.17
69.	Mohd Hassim bin Abdullah	ML 19/2015	Sg. Rasau, Kuantan	Bauxite	20.77	21.06.17
70.	Persatuan Bolasepak Daerah Kuantan	ML 22/2015	Gebeng, Kuantan	Bauxite	17.17	23.06.2017
71.	Persatuan Bolasepak Daerah Kuantan	ML 23/2015	Gebeng, Kuantan	Bauxite	18.67	23.06.2017
72.	Perbadanan Kemajuan Negeri Pahang	ML 24/2015	Sg. Jaleh, Penjom	Gold	118.79	07.03.26

73.	Kurnia Jasamas Sdn. Bhd.	ML 26/2015	Sg. Rasau, Kuantan	Bauxite	25.39	12.07.17
74.	Jteh Energy & Resources Management	ML 27/2015	Bukit Tok Jenung, Lipis	Gold	201.4	14.09.17
75.	KDYMM Sultan Hj Ahmad Shah Al Musta'in Billah Ibni Al-Marhum Sultan Abu Bakar	ML 29/2015	Sg. Balok, Kuantan	Bauxite	25.57	12.10.20
76.	YAM Tengku Hajjah Aishah binti Sultan Haji Ahmad Shah	ML 32/2015	Sg. Balok, Kuantan	Bauxite	39.81	08.12.19
77.	Syarikat DS Mineral Sdn. Bhd.	ML 33/2015	Sg. Dua Olak, Bentong	Tin Ore	60.70	21.12.17
78.	KDYMM Sultan Hj Ahmad Shah Al Musta'in Billah Ibni Al-Marhum Sultan Abu Bakar	ML 01/2016	Sg. Baluk, Kuantan	Bauxite	13.18	19.01.21
79.	YAM Tengku Fahad Mua'azam Shah Ibni Sultan Haji Ahmad Shah	ML 07/2016	Sg. Satak, Bentong	Gold	100.0	11.05.18
80.	Perbadanan Kemajuan Negeri Pahang	ML 08/2016	Sg. Jaleh, Penjom	Gold	163.89	31.10.18
81.	KDYMM Sultan Hj Ahmad Shah Al Musta'in Billah Ibni Al-Marhum Sultan Abu Bakar	ML 11/2016	Sg. Baluk, Kuantan	Bauxite	23.42	01.11.21
82.	Perbadanan Kemajuan Negeri Pahang	ML 25/2016	Sg. Jaleh, Penjom	Gold	121.2	30.10.25
83.	YAM Tengku Hajjah Aishah binti Sultan Haji Ahmad Shah	ML 03/2017	Sg. Cipai, Keraton	Iron Ore	60.69	25.04.21
84.	KDYMM Tengku Abdullah Ibni Sultan Haji Ahmad Shah	ML 01/2018	Sg. Baging, Kuantan	Silica	46.33	03.04.23
85.	KDYMM Tengku Abdullah Ibni Sultan Haji Ahmad Shah	ML 02/2018	Sg. Baging, Kuantan	Silica	46.06	03.04.23
86.	KDYMM Sultan Hj Ahmad Shah Al Musta'in Billah Ibni Al-Marhum Sultan Abu Bakar	ML 04/2018	Bukit Pesagi, Keraton	Iron Ore	33.39	03.05.20
87.	KDYMM Sultan Hj Ahmad Shah Al Musta'in Billah Ibni Al-Marhum Sultan Abu Bakar	ML 05/2018	Bukit Pesagi, Keraton	Iron Ore	40.49	03.05.20
88.	Mutiara Gading Sdn. Bhd.	ML 07/2018	Sg. Gonoh, Keraton	Iron Ore	60.70	26.07.20

MINERAL TENEMENT HOLDERS (PROPRIETARY MINING LICENCE, PML)

No.	Lease Holder	Lease Number	Location	Mineral	Area (Hectares)	Expiry Date
1.	Sinar Tani Sdn. Bhd.	PML 21/2009	Batu 4, Gambang	Iron Ore	27.74	28.12.20
2.	Lembaga Kemajuan Tanah Persekutuan (FELDA)	PML 03/2010	Felda Selandang 4, Rompin	Iron Ore	7.666	03.03.19
3.	Dato' Sri Chee Chan Yau	PML 08/2015	Sg. Karang, Kuantan	Bauxite	31.31	28.09.17
4.	YAM Tengku Abdul Rahman bin Tengku Ahmad Shah	PML 02/2016	Sg. Rama, Keraton	Iron Ore	100.0	19.05.18

MINERAL LICENCE HOLDERS

No.	Licence Holder	Licence No.	Address	Mineral Ore
1.	Ibam Mining Sdn. Bhd.	LM/PHG/0009	A-139, Ground Floor, Jalan Air Putih, 25300 Kuantan, Pahang	Iron Ore
2.	Rakan Cempaka Sdn. Bhd.	LM/PHG/0010	B 1149, Tingkat 1, Jalan Beserah, 25300 Kuantan, Pahang	Iron Ore, Manganese, Bauxite, Galena, Tin Ore, Silica Sand, Kaolin
3.	Khidmat Berseri Sdn. Bhd.	LM/PHG/0011	B-584, Tingkat 1, Jalan Beserah, 25300, Kuantan, Pahang	Iron Ore, Galena, Manganese
4.	Aras Kuasa Sdn. Bhd.	LM/PHG/0012	Level 8, Menara Zeneth, Jalan Putra Square 6, Putra Square, 25200 Kuantan, Pahang	Iron Ore, Manganese
5.	Lanchang Mining Sdn. Bhd.	LM/PHG/0013	Wisma Kin Kee, No. 5, Persiaran Sultan Abu Bakar, Kawasan Perindustrian Ringan IM 6, Bandar Indera Mahkota, 25200 Kuantan, Pahang	Manganese
6.	Zilon Enterprise Sdn. Bhd.	LM/PHG/0014	A5, Ground Floor, Jalan Sri Kuantan 2, Sri Kuantan Square, 25050 Kuantan, Pahang	Iron Ore, Manganese, Galena, Silica Sand
7.	Suregrow Integrated Mining Resources	LM/PHG/0015	223, Lorong Bukit Setongkol 31, Taman Cenderawasih Indah, 25200 Kuantan, Pahang	Iron Ore, Bauxite, Silica Sand
8.	Ringgit Harmoni Sdn. Bhd.	LM/PHG/0017	B2, Tingkat 2, Lorong Seri Kuantan 81, Kuantan Star City, 25200 Kuantan, Pahang	Iron Ore, Manganese
9.	MK Worldwide Trading Sdn. Bhd.	LM/PHG/0016	J-3A-16, Blok J, Solaris Mount Kiara, Jalan Bukit Kiara, 50480 Kuala Lumpur	Iron Ore
10.	Phoenix Lake Sdn. Bhd.	LM/PHG/0018	No. A-695, Jalan Beserah, 25300 Kuantan Pahang	Iron Ore
11.	Sanguine Minerals Development Sdn. Bhd.	LM/PHG/0019	82-1, Biz Avenue 2 @ Neocyber, Lingkaran Cyber Point Barat, 63100, Cyberjaya, Selangor	Tin Ore, Zircon, Tantalum, Wolframite, Silica, Iron Ore, Ilmenite, Monazite
12.	Integrity Mining Sdn. Bhd.	LM/PHG/0020	13A-2, Jalan Solaris 3, Solaris Mont Kiara, 50480 Kuala Lumpur	Iron Ore, Manganese
13.	Hebat Intergriti Sdn. Bhd.	LM/PHG/0021	No. 13A-2, Jalan Solaris Mont Kiara, 50480 WP Kuala Lumpur	Bauxite, Iron Ore
14.	Eastern Shine Resources Sdn. Bhd.	LM/PHG/0022	A-155, Tingkat 1, Jalan Air Putih, 25300 Kuantan, Pahang	Iron Ore, Manganese
15.	Ibok Mining Minerals Sdn. Bhd.	LM/PHG/0023	No. A253, Tingkat 2, Jalan Air Putih, 25300 Kuantan, Pahang	Iron Ore, Bauxite, Manganese, Silica Sand

16.	New World Hi-Tech Mining Sdn. Bhd.	LM/PHG/0024	No. 116, Jalan U-Thant, 55000 Kuala Lumpur	Iron Ore
17.	Salam Delima Sdn. Bhd.	LM/PHG/0025	No. 46, Lorong Kg. Padang Damai 5, Taman Kg. Padang Damai, 25200 Kuantan, Pahang	Iron Ore, Galena, Manganese, Silica Sand, Graphite
18.	Miva Bina Consult Sdn. Bhd.	LM/PHG/0026	No. 10, Lorong IM 10/8, Bandar Indera Mahkota, 25200 Kuantan, Pahang	Iron Ore
19.	AZG Maju Sdn. Bhd.	LM/PHG/0027	C-43-2, Pusat Arena Komersil Arena Binta, Seksyen U 5, 40150 Shah Alam, Selangor	Manganese, Iron Ore, Silica Sand, Bauxite
20.	Zhongfa Resources Sdn. Bhd.	LM/PHG/0028	No.11 & 11A, Bougainvillea A/2, Sri Bougain, Bandar Seri Botani, 31350, Ipoh, Perak	Silica Sand
21.	Gading Sari Mining Sdn. Bhd.	LM/PHG/0029	Gading Sari Villa, No. 2, Jalan IM 8/7, Taman Mahkota Putra, 25200 Kuantan, Pahang	Silica Sand
22.	Liga Istimewa Sdn. Bhd.	LM/PHG/0030	B-9762, Jalan Haji Ahmad, 25300 Kuantan, Pahang	Iron Ore
23.	Ibam Mining Sdn. Bhd.	LM/PHG/0031	A-139, Ground Floor, Jalan Air Putih, 25300 Kuantan, Pahang	Iron Ore
24.	Aras Kuasa Sdn. Bhd.	LM/PHG/0032	Level 8, Menara Zenith, Jalan Putra Square 6, Putra Square, 25000 Kuantan, Pahang	Iron Ore, Galena
25.	G E Mining Sdn. Bhd.	LM/PHG/0033	B-14& B-16, 1 st Floor, Lorong Tun Ismail 8, Sri Dagangan 2, 25000 Kuantan, Pahang	Iron Ore
26.	Good Mine Sdn. Bhd.	LM/PHG/0034	26, Lorong Kempadang Baru 3, 26060 Kuantan, Pahang	Iron Ore, Manganese
27.	Imex Far East Sdn. Bhd.	LM/PHG/0035	No. 45, 1 st Floor, Jalan Kuchai Maju, Off Jalan Kuchai Lama, Kuchai Enterprise Park, 58200 Kuala Lumpur	Iron Ore, Manganese
28.	Pekan Mining Industries Sdn. Bhd.	LM/PHG/0036	No. 62 B, Lorong Rahim Kajai 14, 60000 Kuala Lumpur	Manganese, Iron Ore
29.	Pekan Mining Industries Sdn. Bhd.	LM/PHG/0037	No. 62 B, Lorong Rahim Kajai 14, 60000 Kuala Lumpur	Manganese, Iron Ore

MINERAL PROCESSING LICENCE HOLDERS

No.	Licence Holder	Licence No.	Address	Mineral Ore
1.	New World Hi- Tech Mining Sdn. Bhd.	LMM/PHG/0001	No. 116, Jalan U-Thant, 55000 Kuala Lumpur	Iron Ore
2.	Ringgit Harmoni Sdn. Bhd.	LMM/PHG/0002	B2, Tingkat 2, Lorong Seri Kuantan 81, Kuantan Star City, 25200 Kuantan, Pahang	Manganese, Iron Ore
3.	Benta Mining Sdn. Bhd.	LMM/PHG/0003	Suite 5.02, Mercu PICORP, Lot 10, Jalan Astaka, U8/84, Bukit Jelutong, 40150, Shah Alam, Selangor	Iron Ore
4.	ZCM Minerals Sdn. Bhd.	LMM/PHG/0004	No. A-695, Jalan Beserah, 25300 Kuantan Pahang	Iron Ore

MINERAL AND ROCK MATERIAL EXPORTER

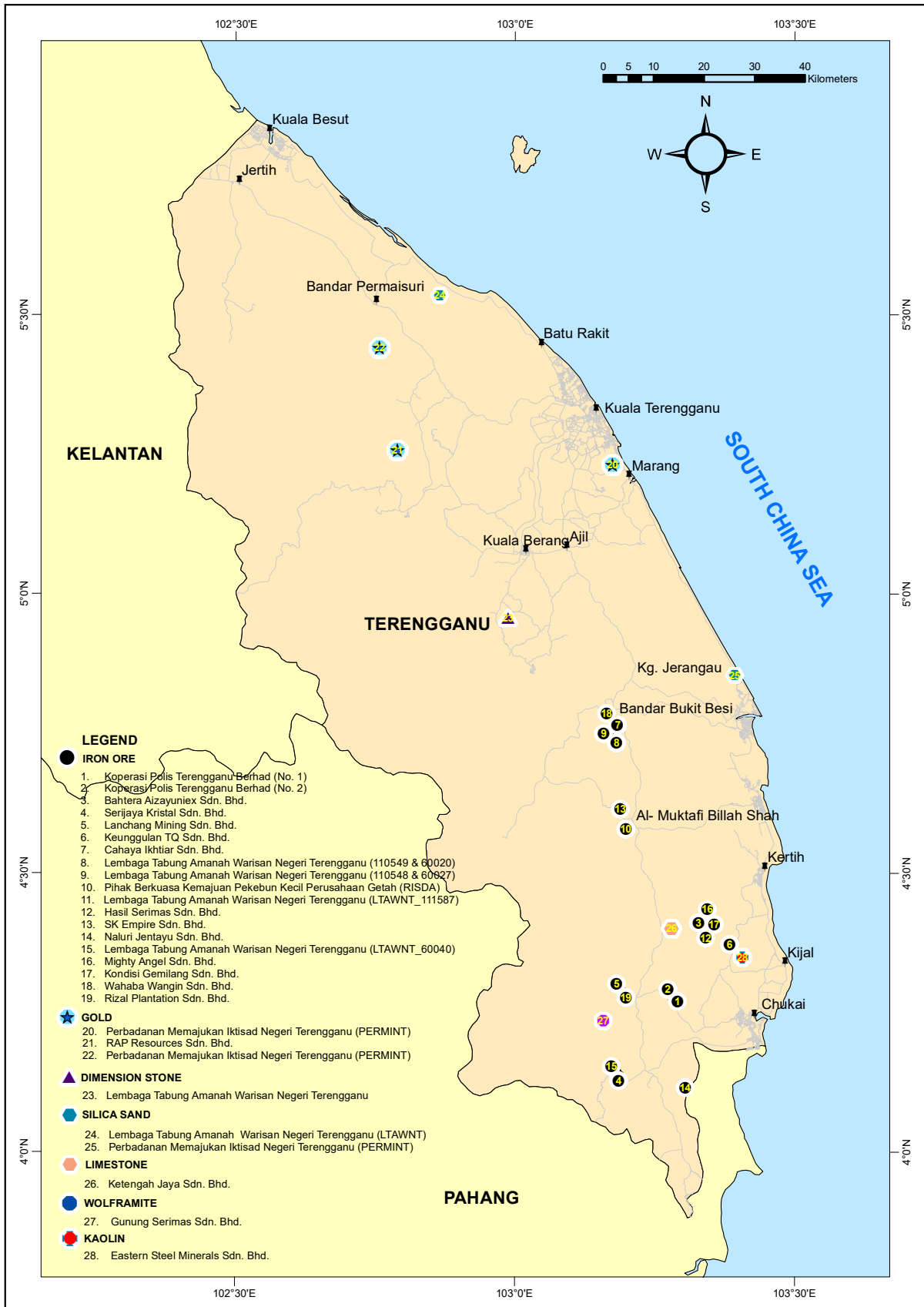
No.	Company Name	Minerals / Rock Material	Destinations
1.	Sri Hisham Holdings Sdn. Bhd.	Kaolin	Thailand, India, China, Taiwan
2.	Rakan Cempaka Sdn. Bhd.	Manganese	Indonesia, China
3.	G.E. Mining Sdn. Bhd.	Iron Ore	Hong Kong
4.	Pekan Mining Industries Sdn. Bhd.	Manganese	China
5.	Imex Far East Sdn. Bhd.	Iron Ore	China
6.	Aras Kuasa Sdn. Bhd.	Iron Ore	China
7.	Esperance Mining Sdn. Bhd.	Iron Ore	China
8.	Lanchang Mining Sdn. Bhd.	Iron Ore	China
9.	KOF Holdings Sdn. Bhd.	Bauxite	Singapore
10.	Se Satu Pelangi Sdn. Bhd.	Bauxite	Singapore
11.	Sincere Pacific Mining (M) Sdn. Bhd.	Bauxite	Hong Kong
12.	Golden Prosperous Resources Sdn. Bhd.	Bauxite	Singapore
13.	Humboldt Wedag Malaysia Sdn. Bhd.	Kaolin	Germany
14.	Hebat Integriti Sdn. Bhd.	Iron Ore	China
15.	Sri Damai Indah Enterprise Sdn. Bhd.	Lead	China
16.	Ibok Mining Minerals Sdn. Bhd.	Iron Ore	China
17.	Selinsing Gold Mine Manager Sdn. Bhd.	Gold	Australia
18.	Khidmat Berseri Sdn. Bhd.	Iron Ore	China
19.	Eastern Shine Resources Sdn. Bhd.	Manganese	China
20.	Integrity Mining Sdn. Bhd.	Manganese	China
21.	Gading Sari Mining Sdn. Bhd.	Silica Sand	China





TERENGGANU

LOKASI LOMBONG DI NEGERI TERENGGANU, 2018
Location of Mines in Terengganu, 2018



DIRECTORY OF TERENGGANU

IRON ORE MINE

No.	Company Name	Address	Contact No.	Method	Location
1.	Bahtera Aizayuniex Sdn. Bhd.	1602, Kampung Pengadang Baru, 20050 Kuala Terengganu, Terengganu	013- 345 3357/ 09-620 5124	Open Cast	Seri Bandi, Kemaman
2.	Cahaya Ikhtiar Sdn. Bhd.	No. 9, Jalan Kg Dalam, 20000 Kuala Terengganu, Terengganu	09-622 7378	Open Cast	Bukit Besi, Dungun
3.	Felcra Berhad (Mighty Angle Sdn. Bhd)	Wisma Felcra, Lot PT 4780, Jalan Rejang, Setapak Jaya, Peti Surat 12254, 50772 Kuala Lumpur	018-298 8055	Open Cast	Sri Bandi, Kemaman
4.	Felcra Berhad (Kondisi Gemilang Sdn. Bhd)	Wisma Felcra, Lot PT 4780, Jalan Rejang, Setapak Jaya, Peti Surat 12254, 50772 Kuala Lumpur	012-949 1766	Open Cast	Sri Bandi, Kemaman
5.	Hasil Serimas Sdn. Bhd.	A-393, 1 st Floor, Taman Beserah Jaya, 25300 Kuantan, Pahang	012-626 9623	Open Cast	Sri Bandi, Kemaman
6.	Keunggulan TQ Sdn. Bhd.	Keunggulan TQ Niaga (M) Sdn. Bhd., 41 Jalan Mustafa, 23000 Dungun, Terengganu	019-934 5199	Open Cast	Kg Payoh, Kemaman
7.	Koperasi Polis Terengganu Berhad (No. 1)	No. 3664, Taman Rashidah Chendering, 21080 Kuala Terengganu	019 -986 3918/ 09-617 1421	Open Cast	Kg. Machang Setahun, Tebak, Kemaman
8.	Koperasi Polis Terengganu Berhad (No. 2)	No. 3664, Taman Rashidah Chendering, 21080 Kuala Terengganu, Terengganu	019 – 986 3918/ 09-617 1421	Open Cast	Kg. Machang Setahun, Tebak, Kemaman
9.	Lembaga Tabung Amanah Warisan Negeri Terengganu (LTAWNT-60279)	61 & 62, Paya Keladi, Jalan Banggol, 20100 Kuala Terengganu, Terengganu	011-2929 8755 / 09-627 6290	Open Cast	Sg. Keladi, Kemaman
10.	Lembaga Tabung Amanah Warisan Negeri Terengganu (LTAWNT-110548 & 60027)	61 & 62, Paya Keladi, Jalan Banggol, 20100 Kuala Terengganu, Terengganu	019-318 1339 / 09 627 6290	Open Cast	Bukit Besi, Dungun
11.	Lembaga Tabung Amanah Warisan Negeri Terengganu (LTAWNT-110549 & 60020)	61 & 62, Paya Keladi, Jalan Banggol, 20100 Kuala Terengganu, Terengganu	012-638 6901 / 09 627 6290	Open Cast	Bukit Besi, Dungun
12.	Lembaga Tabung Amanah Warisan Negeri Terengganu (LTAWNT-111587)	61 & 62, Paya Keladi, Jalan Banggol, 20100 Kuala Terengganu, Terengganu	012-332 8339 / 09 627 6290	Open Cast	Bukit Besi, Dungun
13.	Lembaga Tabung Amanah Warisan Negeri Terengganu (LTAWNT-60040)	61 & 62, Paya Keladi, Jalan Banggol, 20100 Kuala Terengganu, Terengganu	019-934 5199 / 09 627 6290	Open Cast	Bukit Besi, Dungun

14.	Naluri Jentayu Sdn. Bhd.	No. 4, Tingkat Bawah, Wisma Armon, Jalan Kamaruddin, 20400 Kuala Terengganu, Terengganu	011-0691 6792	Open Cast	Sri Bandi, Kemaman
15.	Pihak Berkuasa Kemajuan Pekebun Kecil Perusahaan Getah (RISDA) (Tele-Resources & Supply Sdn. Bhd.)	Pejabat Ketua Pengarah RISDA, Tingkat 12, Ibu Pejabat RISDA, Jalan Ampang, Karung Berkunci 11067, 50990 Kuala Lumpur.	013- 981 1545	Open Cast	Hulu Paka, Dungun
16.	SK Empire Sdn. Bhd.	2-14, 2 nd Floor, Mahkota Square, Jalan Mahkota, 25000 Kuantan, Pahang	016-216 7688	Open Cast	Hulu Paka, Dungun
17.	Srijaya Kristal Sdn. Bhd.	66/21, Mezzanine Floor, Taman Sri Intan, Jalan Sultan Omar, 20300 Kuala Terengganu, Terengganu	012-938 1756	Open Cast	Sri Bandi, Kemaman
18.	Wahaba Wangin Sdn. Bhd.	Lot 1527, Kg. Baharu Tebing Tembah, 23100 Paka, Dungun, Terengganu	09-827 0772	Open Cast	Bukit Besi, Dungun
19.	Reezan Plantation Sdn. Bhd.	19-3, Jalan PJU 5/3, Dataran Sunway Kota Damansara, 47810 Petaling Jaya, Selangor	03-6141 8250	Open Cast	Tebak, Kemaman

GOLD MINE

No.	Company Name	Address	Contact No.	Method	Location
1.	Perbadanan Kemajuan Iktisad Negeri Terengganu (PMINT)	Tingkat 14, Menara PERMINT, Jalan Sultan Ismail, 20200 Kuala Terengganu, Terengganu	09 – 622 2155 / 012-335 8311	Open Cast/ Under Ground	Lubuk Mandi, Marang
2.	RAP Resources Sdn. Bhd.	# 202, Tkt. 2, Jalan Batas Baru, 20300 Kuala Terengganu, Terengganu	012-985 2876	Open Cast	Hulu Nerus, Setiu
3.	Perbadanan Kemajuan Iktisad Negeri Terengganu (PMINT)	Tingkat 14, Menara PERMINT, Jalan Sultan Ismail, 20200 Kuala Terengganu, Terengganu	019-983 3733	Open Cast	Sg. Tarom, Setiu

KAOLIN MINE

No.	Company Name	Address	Contact No.	Method	Location
1.	Eastern Steel Mineral Sdn. Bhd.	3A-3-2, Platinum Mondrian, PV 128, Jalan Genting Klang, Setapak, 53300 Kuala Lumpur	016-963 0063	Open Cast	Hulu Chukai, Kemaman

SILICA SAND MINE

No.	Company Name	Address	Contact No.	Method	Location
1.	Lembaga Tabung Amanah Warisan Negeri Terengganu (LTAWNT)	Terengganu Silica Construction Sdn Bhd 61 & 62, Paya Keladi, Jalan Banggol, 20100 Kuala Terengganu, Terengganu	012-949 1766 / 09-627 6290	Dredge	Darat Bari, Caluk, Setiu
2.	Perbadanan Kemajuan Iktisad Negeri Terengganu	Tingkat 14, Menara PERMINT, Jalan Sultan Ismail, 20200 Kuala Terengganu, Terengganu	09 – 622 2155 / 019 – 990 7112	Open Cast	Bukit Senyamok, Rantau Abang, Dungun

DIMENSION STONE MINE

No.	Company Name	Address	Contact No.	Method	Location
1.	Lembaga Tabung Amanah Warisan Negeri Terengganu (LTAWNT)	Permint Granite Sdn Bhd, Ting- kat 9, Menara PERMINT, Jalan Sultan Ismail, 20200 Kuala Terengganu, Terengganu	09-623 1957	Open Cast	Tersat, Hulu Tereng- ganu

LIMESTONE MINE

No.	Company Name	Address	Contact No.	Method	Location
1.	Ketengah Jaya Sdn. Bhd.	Ladang Ketengah Jaya Sdn. Bhd. Bandar Seri Bandi, 24060 Kemaman, Terengganu	019-937 1008	Open Cast	Seri Bandi, Kemaman

WOLFRAMITE MINE

No.	Company Name	Address	Contact No.	Method	Location
1.	Gunung Serimas Sdn. Bhd.	1363, Sri Ibai Resort, Kg. Tok Adis, 20400 Kuala Terengganu, Terengganu	019-337 2647	Open Cast	Mukim Tebak, Kemaman

TIN ORE MINE

No.	Company Name	Address	Contact No.	Method	Location
1.	Induk Timur Sdn. Bhd.	No. 978A, Jalan Telok Lipat, Terengganu	019-957 3266	Underground	Tebak, Kemaman

MINERAL TENEMENT HOLDERS (MINING LEASE, ML)

No.	Lease Holder	Lease No.	District	Minerals	Area (Ha)	Expiry Date
1.	Cahaya Ikhtiar Sdn. Bhd.	ML 3/2015	Sg. Tarom, Hulu Setiu, Setiu.	Gold	199.3	17.05.20
2.	Cahaya Ikhtiar Sdn. Bhd.	ML 4/2015	Sg. Tarom, Hulu Setiu, Setiu.	Gold	199.3	17.05.20
3.	Perbadanan Kemajuan Iktisad Negeri Terengganu (PERMINT)	ML 1/2007	Lubuk Mandi, Marang	Gold	97	08.04.22
4.	Perbadanan Kemajuan Iktisad Negeri Terengganu (PERMINT)	ML 2/2007	Lubuk Mandi, Marang	Gold	131	05.03.22
5.	RAP Resources Sdn. Bhd.	ML 9/2016	Sg. Katong, Hulu Nerus	Gold	30.63	24.10.21
6.	Bahtera Aizayuniex Enterprise Sdn. Bhd.	ML 2/2013	Seri Bandi, Hulu Cukai, Kemaman	Iron Ore	20.35	19.01.23
7.	Bahtera Aizayuniex Enterprise Sdn. Bhd.	ML 3/2013	Seri Bandi, Hulu Cukai, Kemaman	Iron Ore	26.95	19.01.23
8.	Cahaya Ikhtiar Sdn. Bhd.	ML 2/2009	Bukit Besi, Jerangau, Dungun	Iron Ore	40.00	04.07.19
9.	DJ Mine Group Sdn. Bhd.	ML 4/2016	Sg. Buluh Nipis, Tebak, Kemaman	Tin Ore	34.53	02.04.21
10.	Eastern Steel Mineral Sdn. Bhd.	ML 6/2016	Kg. Bujal, Hulu Chukai, Kemaman	Iron Ore	19.85	22.05.21
11.	Estrella Lieva	ML 1/2016	Bukit Bandi, Kemaman	Iron ore	60	31.01.21
12.	Lembaga Penyatuan Dan Pemulihan Tanah Persekutuan (FELCRA)	ML 1/2015	Seri Bandi, Hulu Chukai, Kemaman	Iron Ore	28	01.04.20
13.	Lembaga Penyatuan Dan Pemulihan Tanah Persekutuan (FELCRA)	ML 2/2015	Seri Bandi, Hulu Chukai, Kemaman	Iron Ore	35.1	01.04.20
14.	Lembaga Penyatuan Dan Pemulihan Tanah Persekutuan (FELCRA)	ML 5/2015	Seri Bandi, Hulu Chukai, Kemaman	Iron Ore	28.18	09.06.20
15.	Lembaga Penyatuan Dan Pemulihan Tanah Persekutuan (FELCRA)	ML 6/2015	Seri Bandi, Hulu Chukai, Kemaman	Iron Ore	35.04	09.06.20
16.	Keunggulan TQ (M) Niaga Sdn. Bhd.	ML 4/2014	Hulu Chukai, Kemaman	Iron Ore	21.87	14.10.19
17.	Keunggulan TQ (M) Niaga Sdn. Bhd.	ML 5/2014	Hulu Chukai, Kemaman	Iron Ore	10	14.10.19
18.	Kondisi Gemilang Sdn. Bhd.	ML 8/2015	FELCRA Sri Bandi, Hulu Chukai, Kemaman	Iron Ore	10.49	04.11.20
19.	Kondisi Gemilang Sdn. Bhd.	ML 9/2015	FELCRA Sri Bandi, Hulu Chukai, Kemaman	Iron Ore	8.942	04.11.20
20.	Kondisi Gemilang Sdn. Bhd.	ML 10/2015	FELCRA Sri Bandi, Hulu Chukai, Kemaman	Iron Ore	10.56	04.11.20
21.	Kondisi Gemilang Sdn. Bhd.	ML 5/2016	Seri Bandi, Hulu Chukai, Kemaman	Iron Ore	14.24	24.04.21

22.	Koperasi Polis Terengganu Berhad	ML 1/2008	Kg. Machang Setahun, Kemaman.	Iron Ore	40.47	08.01.23
23.	Lembaga Tabung Amanah Warisan Negeri Terengganu (LTAWNT)	ML 1/2014	Sg. Keladi, Tebak, Kemaman	Iron Ore	40.51	15.03.19
24.	Lembaga Tabung Amanah Warisan Negeri Terengganu (LTAWNT)	ML 4/2013	Bukit Besi, Jerangau, Dungun	Iron Ore	244	19.01.33
25.	Lembaga Tabung Amanah Warisan Negeri Terengganu (LTAWNT)	ML 5/2013	Bukit Besi, Jerangau, Dungun	Iron Ore	232.5	17.03.18
26.	Lembaga Tabung Amanah Warisan Negeri Terengganu (LTAWNT)	ML 6/2013	Bukit Besi, Jerangau, Dungun	Iron Ore	10.94	17.03.18
27.	Lembaga Tabung Amanah Warisan Negeri Terengganu (LTAWNT)	ML 7/2013	Bukit Besi, Jerangau, Dungun	Iron Ore	282.2	17.03.33
28.	Lembaga Tabung Amanah Warisan Negeri Terengganu (LTAWNT)	ML 11/2013	Sg. Simpang, Bandi, Kemaman	Iron Ore	40	17.11.18
29.	Lembaga Tabung Amanah Warisan Negeri Terengganu (LTAWNT)	ML 1/2014	Sg. Keladi, Tebak, Kemaman	Iron Ore	40.51	15.3.19
30.	Lembaga Tabung Amanah Warisan Negeri Terengganu (LTAWNT)	ML 8/2016	Bukit Besi, Jerangau, Dungun	Iron Ore	121.10	09.08.21
31.	Marang Sekutu Sdn. Bhd.	ML 9/2013	Sg. Pelandok Mati & Sg. Ibok, Kemaman	Iron Ore	40.07	19.01.24
32.	MKD Makmur Sdn. Bhd.	ML 1/2010	Bandi, Kemaman	Iron Ore	40.02	10.02.20
33.	Naluri Jantayu Sdn. Bhd.	ML 2/2016	Bukit Panjang, Bandi, Kemaman	Iron Ore	34.69	14.03.21
34.	Naluri Jantayu Sdn. Bhd.	ML 3/2016	Bukit Panjang, Bandi, Kemaman	Iron Ore	19.62	14.03.21
35.	Platinum Oil & Gas Sdn. Bhd.	ML 7/2015	Seri Bandi, Hulu Chukai, Kemaman	Iron Ore	36.3	02.11.20
36.	SK Empire Sdn. Bhd.	ML 7/2016	Sg. Rengat, Hulu Paka, Dungun	Iron Ore	43.51	12.06.21
37.	Srijaya Kristal Sdn. Bhd.	ML 10/2013	Sg. Simpang, Bandi, Kemaman	Iron Ore	39.75	03.11.33
38.	TBM Mineral Sdn. Bhd.	ML 4/2009	Bukit Besi, Jerangau, Dungun	Iron Ore	24.90	03.11.19
39.	Telok Kalong Construction & Development	ML 2/2008	Kg. Machang Setahun, Tebak, Kemaman.	Iron Ore	40.47	05.02.18
40.	TKC Sdn. Bhd.	ML 8/2013	Kg. Machang Setahun, Tebak, Kemaman	Iron Ore	12.2	20.04.18
41.	Wahaba Wangin Sdn. Bhd.	ML 3/2009	Batu Tiga, Jerangau, Dungun	Iron Ore	36.46	22.07.19
42.	Lembaga Tabung Amanah Warisan Negeri Terengganu (LTAWNT)	ML 2/2014	Bari Darat, Chalok, Setiu.	Silica Sand	888.16	26.05.35
43.	Lembaga Tabung Amanah Warisan Negeri Terengganu (LTAWNT)	ML 3/2014	Bari Darat, Chalok, Setiu.	Silica Sand	29.23	26.05.35
44.	Perbadanan Kemajuan Iktisad Negeri Terengganu (PMINT)	ML 4/2010	Bukit Semanyok, Dungun	Silica Sand	68.03	09.03.21

45.	Induk Timur Sdn. Bhd.	ML 6/2010	Sg. Dabong, Kemaman	Tin Ore	39.05	27.03.21
46.	Sumacon Engineering Sdn. Bhd.	ML 1/2013	Sg. Gala, Jengai, Dungun	Tin Ore	37.93	19.01.18
47.	Lembaga Penyatuan Dan Pemulihan Tanah Persekutuan (FELCRA)	ML 1/2017	Seri Bandi, Kemaman	Iron Ore	40.47	20.05.22
48.	Gunung Serimas Sdn. Bhd.	ML 2/2017	Tebak, Kemaman	Wolframite	58.30	29.11.22
49.	Perkaya Holding Sdn. Bhd.	ML 3/2017	Lubuk Mandi, Marang	Gold	10.00	18.12.22
50.	Perkaya Holding Sdn. Bhd.	ML 1/2018	Lubuk Mandi, Marang	Gold	4.49	07.01.23
51.	Tirai Fiesta Sdn. Bhd.	ML 2/2018	Bandi, Kemaman	Tin Ore	41.05	04.04.23
52.	Lembaga Tabung Amanah Warisan Negeri Terengganu (LTAWNT)	ML 3/2018	Hulu Jabor, Kemaman	Bauxite	86.66	27.11.2023
53.	Lembaga Tabung Amanah Warisan Negeri Terengganu (LTAWNT)	ML 4/2018	Hulu Jabor, Kemaman	Bauxite	14.11	27.11.2023
54.	Lembaga Tabung Amanah Warisan Negeri Terengganu (LTAWNT)	ML 5/2018	Hulu Jabor, Kemaman	Bauxite	37.11	27.11.2023
55.	Lembaga Tabung Amanah Warisan Negeri Terengganu (LTAWNT)	ML 6/2018	Hulu Jabor, Kemaman	Bauxite	16.88	27.11.2023
56.	Lembaga Tabung Amanah Warisan Negeri Terengganu (LTAWNT)	ML 7/2018	Bukit Besi, Dungun	Iron Ore	80.85	27.11.2023

MINERAL TENEMENT HOLDERS (PROPRIETARY MINING LICENCE, PML)

No.	Licence Holder	Licence No.	District	Minerals	Area (Ha)	Expiry Date
1.	Lembaga Tabung Amanah Warisan Negeri Terengganu (LTAWNT)	PML 1/2008	Bukit Chetai, Tersat, Hulu Terengganu.	Dimension Stone	105	23.05.37
2.	Hanafi Bin Yasin	PML 1/2016	Seri Bandi, Kemaman	Iron Ore	4.043	18.06.21
3.	Ismail Bin Husin	PML 7/2013	RTP padang Terap 1, Hulu Cukai	Iron Ore	5.442	12.10.18
4.	Ketengah Perwira Sdn. Bhd.	PML 6/2013	Sg. Senduk, Hulu Chukai, Kemaman	Iron Ore	39.67	06.05.18
5.	Koperasi Polis Terengganu Berhad	PML 1/2007	Kg. Machang Setahun, Tebak, Kemaman	Iron Ore	10	15.12.22
6.	Ladang Rakyat Terengganu Sdn. Bhd.	PML 9/2013	Lot 68 Ladang Rakyat Terengganu	Iron Ore	16.38	23.12.18
7.	Ladang Rakyat Terengganu Sdn. Bhd.	PML 10/2013	Lot 68 Ladang Rakyat Terengganu,	Iron Ore	14.35	23.12.18
8.	Ladang Rakyat Terengganu Sdn. Bhd.	PML 11/2013	Lot 68 Ladang Rakyat Terengganu,	Iron Ore	14.38	23.12.18
9.	Madiyah Bt Endut	PML 8/2013	RTP padang Terap 1, Hulu Cukai	Iron Ore	2.4733	12.10.18

10.	Manis @ Mahani Bt Besar	PML 5/2013	RTP Pdg. Terap, Hulu Cukai, Kemaman	Iron Ore	2.4763	06.05.18
11.	Mohammad Bin Abdullah	PML 4/2013	RTP Pdg. Terap, Hulu Cukai, Kemaman	Iron Ore	2.5595	06.05.18
12.	Ngah Bin Hamzah	PML 3/2013	RTP Pdg. Terap, Hulu Cukai, Kemaman	Iron Ore	2.5846	06.05.18
13.	Razadi Bin Mamat	PML 4/2016	Seri Bandi, Kemaman	Iron Ore	4.042	18.06.21
14.	Reduwan Bin Mat Hassan	PML 3/2016	Seri Bandi, Kemaman	Iron Ore	4.042	18.06.21
15.	Reezan Plantation Sdn. Bhd.	PML 1/2010	Sg. Keladi, Tebak, Kemaman.	Iron Ore	60.73	10.02.20
16.	RISDA	PML 1/2014	Ladang RISDA Terengganu Tengah 5, Hulu Paka, Dungun	Iron Ore	27.22	01.01.19
17.	Rokiah Bt Salim	PML 2/2013	RTP Pdg. Terap, Hulu Cukai, Kemaman	Iron Ore	2.6708	06.05.18
18.	Roslan Bin Mohamed	PML 2/2016	Seri Bandi, Kemaman	Iron Ore	4.042	18.06.21
19.	Sanawi Bin Ismail	PML 5/2016	Seri Bandi, Kemaman	Iron Ore	4.042	18.06.21
20.	Siti Rokiah Bt Salleh	PML 1/2013	Kg. Santong, Kuala Paka, Dungun	Iron Ore	3.163	04.01.18
21.	Ketengah Jaya Sdn. Bhd.	PML 6/2016	Ladang Ketengah Jaya	Limestone	31.99	25.10.21

MINERAL TENEMENT HOLDERS (PROSPECTING LICENCE, PL)

No.	Lease Holder	Lease No.	District	Minerals	Area (Hectares)	Expiry Date
1.	Motivac Enterprises Sdn. Bhd,	PL 1/2016	Cerung Jambu Merah, Marang	Gold	150.52	12.6.18
2.	Motivac Enterprises Sdn. Bhd,	PL 2/2016	Bukit Anak Ring, Marang	Gold	217.46	12.6.18

MINERAL LICENCE HOLDERS

No.	Licences Holder	Address	Licence No.	Mineral Ore
1.	Intama Holdings Sdn. Bhd.	Kawasan Kumpulan III Cengal Besar, Kijal, Kemaman	A 000311	Bauxite, Kaolin, Silica Sand, Iron Ore, Manganese, Graphite, Dolomite, Limestone, Coal
2.	Wahaba Realty Sdn. Bhd.	Lot 1272, Mukim Teluk Kalung, Kemaman.	A 000316	Bauxite, Kaolin, Silica Sand, Iron Ore, Manganese, Graphite, Dolomite, Limestone, Coal

3.	Imbangan Jaya Sdn. Bhd.	Kampung Machang Setahun, Tebak, Kemaman.	A 000307	Ferro Manganese
4.	Angka Alamjaya Sdn. Bhd.	Lubuk Mandi, Rusila, Marang	A 000308	Gold
5.	Mighty Angle Sdn. Bhd.	Seri Bandi, Hulu Cukai, Kemaman.	A 000305	Iron ore
6.	Panamines Sdn. Bhd.	Seri Bandi, Hulu Cukai, Kemaman.	A 000325	Iron ore
7.	Vista Mining Sdn. Bhd.	Bukit Besi, Jerangau & Besul, Dungun.	A 000312	Iron ore
8.	Fortress Mining Sdn. Bhd.	Bukit Besi, Jerangau dan Besul, Dungun.	A 000303	Iron ore
9.	Longxin Mining Sdn. Bhd.	Bukit Besi, Jerangau, Dungun.	A 000322	Iron ore, Tin ore
10.	KK Mineral Earth Sdn. Bhd.	Lot 60183, Kg. Payoh, Hulu Cukai, Kemaman.	A 000306	Iron Ore, Kaolin
11.	Permint Granite Sdn. Bhd.	Lot 1340, Bukit Senyamok, Abang, Dungun.	A 000302	Silica Sand
12.	Terengganu Silica Consortium Sdn. Bhd.	Lot 72017, Darat Bari, Caluk, Setiu.	A 000321	Silica Sand
13.	Chukai Mining Sdn. Bhd.	Lot 3173, kawasan Chengal Besar Group 1, Mukim Kijal, Kemaman	A 000324	Iron Ore, Silica Sand, Manganese, Galena
14.	Eastern Steel Sdn. Bhd.	PN 8054 Lot 6294, Mukim Teluk Kalong, Kemaman	A 000315	Silica Sand, Iron Ore, Manganese, Graphite, Dolomite, Limestone, Coal
15.	FHC Mining Sdn. Bhd.	Lot 1076, Lot 574 & Lot 4050, Mukim Hulu Jabor, Kemaman	A 000320	Iron Ore
16.	GGTM Sdn. Bhd.	Lot PT 4161, Bukit Chetai, Mukim Tersat, Hulu Terengganu	A 000323	Dimension Stone
17.	Jiu Long Resources Sdn. Bhd.	Lot 60084, Kawasan Perindustrian Teluk Kalong, Mukim Teluk Kalong, Kemaman	A 000313	Iron Ore
18.	Kondisi Gemilang Sdn. Bhd.	Lot 60381, Kawasan Seri Bandi, Mukim Hulu Cukai, Kemaman	A 000318	Iron Ore
19.	Mighty Angle Sdn. Bhd.	Lot 3354, Kawasan Seri Bandi, Mukim Hulu Cukai, Kemaman	A 000319	Iron Ore
20.	Productive Summit Sdn. Bhd.	Pengkalan Bujal, Mukim Hulu Chukai, Kemaman	A 000314	Kaolin
21.	Transform Iron Processing Plant Sdn. Bhd.	PT 8771, Mukim Teluk Kalong, Kemaman	A 000326	Iron Ore, Silica Sand, Manganese, Bauxite

MINERAL PROCESSING LICENCE HOLDERS

No.	Licences Holder	Address	Location	Raw Material	Source
1.	Venator Asia Sdn. Bhd.	Lot. 8899, Telok Kalong Industrial State	Kemaman	Ilmenite, Sulphuric Acid Tetrachloride, Scrap Iron	Mauritius Switzerland UK Johor
2.	Unichamp Resources Sdn. Bhd.	Lot.3366, Telok Kalong Industrial State	Kemaman	Limestone	Pahang

MINERAL AND ROCK MATERIAL EXPORTER

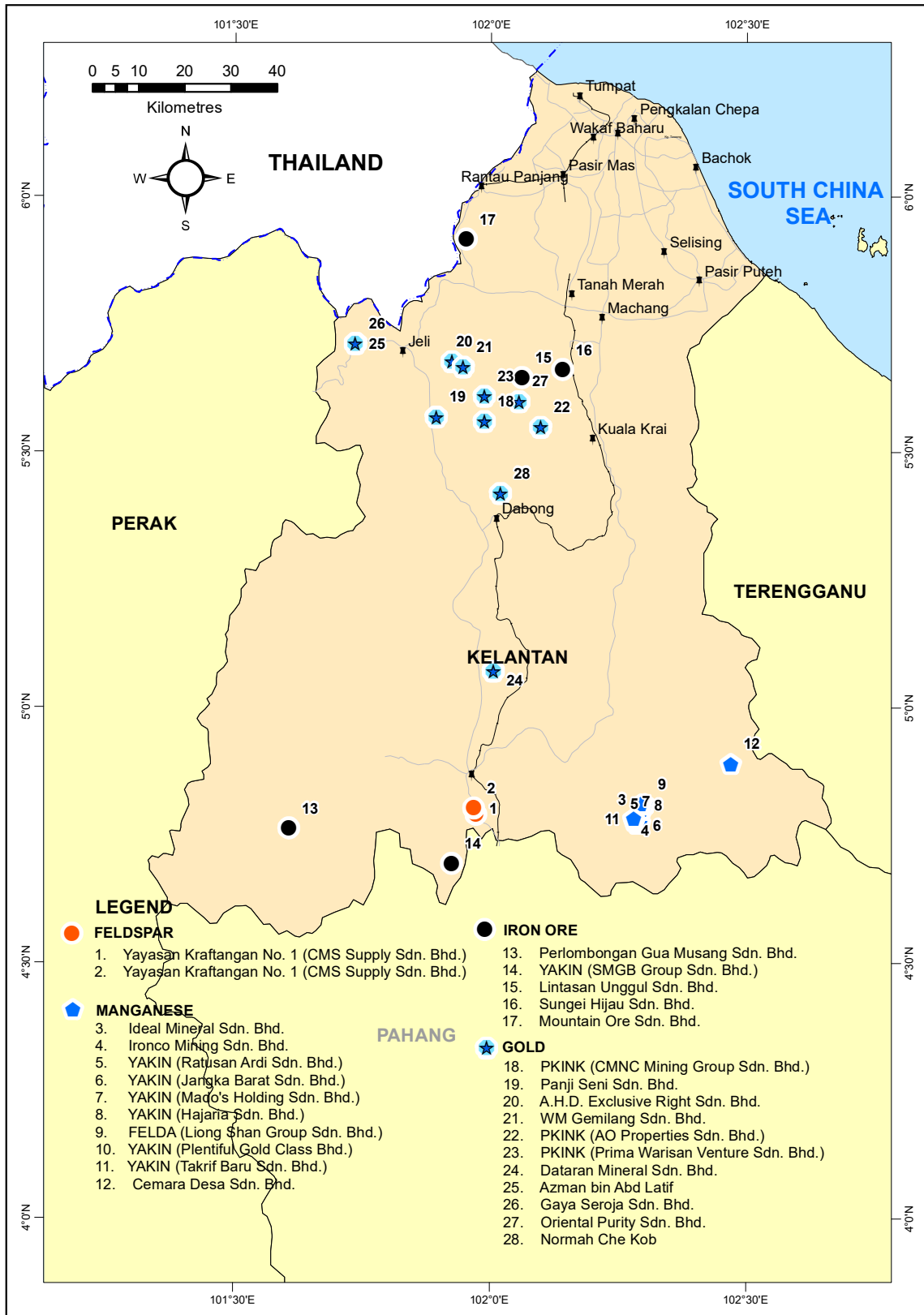
No.	Company Name	Minerals / Rock Material	Destinations
1.	Serijaya Kristal Sdn. Bhd.	Bauxite, Iron Ore	China
2.	GGTM Sdn. Bhd.	Granite blocks	China
3.	Hardy Builders Sdn. Bhd.	Granite Rock	Singapore, Brunei, Maldives
4.	Fortress Mining Sdn. Bhd.	Iron ore	Hong Kong
5.	Mighty Angle Sdn. Bhd.	Iron ore	China
6.	Naluri Jantayu Sdn. Bhd.	Iron ore	China
7.	Wahaba Wangin Sdn. Bhd.	Iron ore	China
8.	Productive Summit Sdn. Bhd.	Kaolin	Taiwan
9.	Imbangan Jaya Sdn. Bhd.	Manganese	China
10.	Permint Granite Sdn. Bhd.	Silica Sand	China
11.	Terengganu Silica Consortium Sdn. Bhd.	Silica Sand	Japan, Taiwan
12.	Legasi Lestari Sdn. Bhd.	River sand	Hong Kong, China, Brunei
13.	Panamines Sdn. Bhd.	Iron ore	Singapore
14.	Asal Jasa Sdn. Bhd.	River sand	China, Taiwan, Hong Kong, Singapore
15.	Wahaba Realty Sdn. Bhd.	Iron ore, manganese	China
16.	Vista Mining Sdn. Bhd.	Iron ore	China
17.	Angka Alamjaya Sdn. Bhd.	Precious metal ore concentrate	China
18.	Jiu Long Resources Sdn. Bhd.	Iron ore	China





KELANTAN

LOKASI LOMBONG NEGERI KELANTAN, 2018
Location of Mines in Kelantan, 2018



DIRECTORY OF KELANTAN

GOLD MINE

No.	Company Name	Address	Contact No.	Method	Location
1.	Perbadanan Kemajuan Islam Negeri Kelantan (PKINK) (CMNM Mining Group Sdn. Bhd.)	No. 9 th - 11 th Floor, Bangunan PKINK, Jalan Tengku Maharani, 15710 Kota Bahru, Kelantan	09 – 741 4141	Open Cast	Sokor, Tanah Merah
2.	Azman Bin Latif	Rumah Guru, Sekolah Menengah Kebangsaan Jeli, 17600 Jeli, Kelantan	N/A	Open Cast	Belimbing, Bt . Melintang, Jeli
3.	Normah Che Kob	17-2A, Jalan UP 1/8, Ukay Perdana, 68000 Ampang, Selangor	03-4162 1161	Open Cast	Dabong, Kuala Krai
4.	Dataran Mineral Sdn. Bhd.	DD 247, Perumahan JPN, Taman Padang Tembak, 16100 Kota Bharu, Kelantan	019-447 9876	Open Cast	Sg. Galas, Gua Musang
5.	Pinji Seni Sdn. Bhd.	PT 135, Tingkat 2, Bangunan MAIK, 15000 Kota Bharu, Kelantan	019-5311593	Open Cast	Kuala Balah, Jeli
6.	A.H.D Exclusive Right Sdn. Bhd.	Lot 3005, Kg. Semuba, Chetok, 17040 Pasir Mas, Kelantan	013-9221885	Open Cast	Gua Setir, Jeli
7.	Oriental Purity Sdn Bhd	Lot 2293, Batu 3 Wakaf Che Yeh, Jalan Kuala Krai, 15150 Kota Bharu, Kelantan	09-744 6739	Open Cast	Sokor, Tanah Merah
8.	WM Gemilang Sdn. Bhd.	B 882, Taman Tanah Merah, 17500 Tanah Merah, Kelantan	09-955 5082	Open Cast	Belimbing, Batu Melintang, Jeli
9.	Gaya Seroja Sdn. Bhd.	No. 363, Tingkat 1, Blok 11, Lembah Sireh Water Front, 15050 Kota Bharu, Kelantan.	09-743 8486	Open Cast	Dabong, Kuala Krai
10.	Perbadanan Kemajuan Islam Negeri Kelantan (PKINK) (AO Properties Sdn. Bhd.)	No. 9 th - 11 th Floor, Bangunan PKINK, Jalan Tengku Maharani, 15710 Kota Bahru, Kelantan	09 - 741 4141	Open Cast	Kuala Nal, Kuala Krai
11.	Perbadanan Kemajuan Islam Negeri Kelantan (PKINK) (Prima Warisan Venture Sdn. Bhd.)	No. 9 th - 11 th Floor, Bangunan PKINK, Jalan Tengku Maharani, 15710 Kota Bahru, Kelantan	09 - 741 4141	Open Cast	Sokor, Tanah Merah

FELDSPAR MINE

No.	Company Name	Address	Contact No.	Method	Location
1.	Yayasan Kraftangan Sdn. Bhd. (Ceramic Material Supply Sdn. Bhd)	Kampung Kraftangan , Taman Hilir Balai, 15300 Kota Bahru, Kelantan	09 – 744 3949	Open Cast	Tanah Putih, Gua Musang
2.	Yayasan Kraftangan Sdn. Bhd. (Ceramic Material Supply Sdn. Bhd.)	Kampung Kraftangan , Taman Hilir Balai, 15300 Kota Bahru, Kelantan	09 – 744 3949	Open Cast	Tanah Putih, Gua Musang

MANGANESE MINE

No.	Company Name	Address	Contact No.	Method	Location
1.	Yayasan Kelantan Darulnaim (YAKIN) (Ideal Mineral. Sdn. Bhd.)	No. 5 th , Kompleks Yakin, Jalan Gajah Mati, 15000 Kota Bahru, Kelantan	09 – 744 6127	Open Cast	Chiku, Gua Musang
2.	Yayasan Kelantan Darulnaim (YAKIN) (Sunbay Resources Sdn. Bhd.)	No. 5 th , Kompleks Yakin, Jalan Gajah Mati, 15000 Kota Bahru, Kelantan	09 – 744 6127	Open Cast	Chiku, Gua Musang
3.	Yayasan Kelantan Darulnaim (YAKIN) (Ratusan Ardi Sdn. Bhd.)	No. 5 th , Kompleks Yakin, Jalan Gajah Mati, 15000 Kota Bahru, Kelantan	09 – 744 6127	Open Cast	Chiku, Gua Musang
4.	Yayasan Kelantan Darulnaim (Jangka Bakat Sdn. Bhd.)	No. 5 th , Kompleks Yakin, Jalan Gajah Mati, 15000 Kota Bahru, Kelantan	09 – 744 6127	Open Cast	Chiku, Gua Musang
5.	Yayasan Kelantan Darulnaim (YAKIN) (Hajaria Sdn. Bhd.)	No. 5 th , Kompleks Yakin, Jalan Gajah Mati, 15000 Kota Bahru, Kelantan	09 – 744 6127	Open Cast	Chiku, Gua Musang
6.	Yayasan Kelantan Darulnaim (YAKIN) (Big Mountain Diversified Sdn. Bhd.)	No. 5 th , Kompleks Yakin, Jalan Gajah Mati, 15000 Kota Bahru, Kelantan	09 – 744 6127	Open Cast	Chiku, Gua Musang
7.	Yayasan Kelantan Darulnaim (YAKIN) (Plentiful Gold Class Bhd.)	No. 5 th , Kompleks Yakin, Jalan Gajah Mati, 15000 Kota Bahru, Kelantan	09 – 744 6127	Open Cast	Chiku, Gua Musang
8.	Lembaga Kemajuan Tanah Persekutuan (FELDA) (Liong Shan Group)	Ibu Pejabat Felda, Wisma Felda, Jalan Gurney, 54000 Kuala Lumpur	03-2617 2617	Open Cast	Chiku, Gua Musang
9.	Yayasan Kelantan Darulnaim (YAKIN) (Permas Lestari Sdn. Bhd.)	No. 5 th , Kompleks Yakin, Jalan Gajah Mati, 15000 Kota Bahru, Kelantan	09 – 744 6127	Open Cast	Chiku, Gua Musang
10.	Cemara Desa Sdn. Bhd.	PT 7645, Taman Omar Abdul Aziz, Km 3 Jalan Pasir Mas, 17500 Tanah Merah, Kelantan	03-7984 3500	Open Cast	Chiku, Gua Musang

IRON ORE MINE

No.	Company Name	Address	Contact No.	Method	Location
1.	Perlombongan Gua Musang Sdn. Bhd.	No. 3530, Istana Langkasuka, Morak, Wakaf Bharu, 16040 Kota Bharu, Kelantan	09 – 719 5589	Open Cast	Bukit Tambun, Gua Musang
2.	Sungei Hijau Sdn. Bhd.	No 423-1, First Floor, Batu 4 ½, 50450 Jalan Ampang Kuala Lumpur	03-4256 0525	Open Cast	Temangan, Machang

3.	SMGB Group Sdn. Bhd.	Tingkat 5 Kompleks YAKIN, Jalan Gajah Mati 15000 Kota Bharu, Kelantan	09-741 1627	Open Cast	Galas, Gua Musang
4.	Mountain Ore Sdn. Bhd.	5485-B,Jalan Pengkalan Chepa, 15200 Kota Bharu, Kelantan	017-955 0017	Open Cast	Galas, Gua Musang
5	Lintasan Unggul Sdn. Bhd.	Lot 791-A, Jalan Long Yunus 15200 Kota Bharu, Kelantan	09-741 2242	Open Cast	Sokor, Tanah Merah

MINERAL TENEMENT HOLDERS (MINING LEASE, ML)

No.	Mining Lease Holder	Lease No.	Location	Mineral	Area (Hectares)	Expiry Date
1	Perbadanan Kemajuan Islam Negeri Kelantan (PKINK)	ML 2/2005	Sokor, Tanah Merah	Gold	408	26.03.21
2	Perbadanan Kemajuan Islam Negeri Kelantan (PKINK)	ML 7/2005	Galas, Gua Musang	Feldspar	15.41	19.11.20
3	Yayasan Kelantan Darulnaim	ML 1/2006	Aring 5, Gua Musang	Manganese	93.80	10.04.20
4	Perbadanan Kemajuan Islam Negeri Kelantan (PKINK)	ML 5/2006	Sokor, Tanah Merah	Gold	364.4	12.07.24
5	Yayasan Kraftangan	ML 6/2006	Tanah Putih, Gua Musang	Feldspar	9.28	13.09.21
6	Yayasan Kraftangan	ML 7/2006	Tanah Putih, Gua Musang	Feldspar	37.14	13.09.21
7	Perbadanan Kemajuan Islam Negeri Kelantan (PKINK)	ML 3/2007	Sokor, Tanah Merah	Gold	57.18	13.07.24
8	Triangle Range Sdn. Bhd.	ML 1/2008	Bukit Penchuri, Tanah Merah	Barite, Iron Ore	17.81	26.02.18
9	Perbadanan Kemajuan Islam Negeri Kelantan (PKINK)	ML 1/2008	Sokor, Tanah Merah	Gold	956.50	07.04.18
10	Perlombongan Sg. Degong Sdn. Bhd.	ML 3/2008	Jeli	Gold	99.91	04.08.18
11	Petri Jaya	ML 5/2008	Sg. Ngchol, Gua Musang	Tin Ore	457.30	23.06.18
12	Sykt. Perlombongan Gua Musang	ML 1/2009	Bkt. Tambun, Gua Musang	Iron Ore	240.10	14.01.30
13	Sykt. Pakar Ganda Sdn. Bhd.	ML 5/2009	Temangan, Machang	Iron Ore	1.499	21.06.19
14	Sykt. Pakar Ganda Sdn. Bhd.	ML 6/2009	Temangan, Machang	Iron Ore	1.609	21.06.19
15	Sykt. Pakar Ganda Sdn. Bhd.	ML 7/2009	Temangan, Machang	Iron Ore	2.522	21.06.19
16	Sykt. Pakar Ganda Sdn. Bhd.	ML 8/2009	Temangan, Machang	Iron Ore	4.109	21.06.19
17	Sykt. Pakar Ganda Sdn. Bhd.	ML 9/2009	Temangan, Machang	Iron Ore	4.769	21.06.19
18	Sykt. Pakar Ganda Sdn. Bhd.	ML 10/2009	Temangan, Machang	Iron Ore	8.675	21.06.19

19	Sykt. Pakar Ganda Sdn. Bhd.	ML 11/2009	Temangan, Machang	Iron Ore	21.51	21.06.19
20	Sykt. Pakar Ganda Sdn. Bhd.	ML 12/2009	Temangan, Machang	Iron Ore	1.441	21.06.19
22	Sykt. Pakar Ganda Sdn. Bhd.	ML 13/2009	Temangan, Machang	Iron Ore	2.278	21.06.19
22	Sykt. Pakar Ganda Sdn. Bhd.	ML 14/2009	Temangan, Machang	Iron Ore	4.127	21.06.19
23	Sykt. Pakar Ganda Sdn. Bhd.	ML 15/2009	Temangan, Machang	Iron Ore	2.932	21.06.19
24	Perbadanan Kemajuan Islam Negeri Kelantan (PKINK)	ML 17/2009	Kuala Nal, Kuala Krai	Iron Ore	224.6	19.08.18
25	Utas Sanjung Sdn. Bhd.	ML 18/2009	Temangan, Machang	Dimension Stone	149.8	31.08.19
26	Perbadanan Kemajuan Islam Negeri Kelantan (PKINK)	ML 19/2009	Sokor, Tanah Merah	Gold	251.10	01.11.19
27	Perbadanan Kemajuan Islam Negeri Kelantan (PKINK)	ML 2/2010	Sg. Galas, Gua Musang	Gold	125.90	10.04.20
28	Perbadanan Kemajuan Islam Negeri Kelantan (PKINK)	ML 4/2010	Galas, Gua Musang	Gold	62.59	09.04.19
29	Perbadanan Kemajuan Islam Negeri Kelantan (PKINK)	ML 5/2010	Galas Gua Musang	Gold	194.70	28.03.18
30	Akademi Yakin Sdn. Bhd.	ML 6/2010	Sg. Sam, Gua Musang	Iron Ore	242.20	02.01.18
31	Interbumi Mining Sdn. Bhd.	ML 2/2011	Bkt. Kuang, Rantau Panjang	Iron Ore	2.45	21.09.18
32	Lintasan Unggul Sdn. Bhd.	ML 3/2012	Sokor, Tanah Merah	Iron Ore	150.10	07.08.19
33	Kelstone Sdn. Bhd.	ML 8/2012	Lebir, Gua Musang	Barite	97.42	02.12.22
34	Perbadanan Kemajuan Islam Negeri Kelantan (PKINK)	ML 1/2013	Galas, Gua Musang	Iron Ore	179.70	02.03.18
35	Yayasan Kraftangan	ML 2/2013	Sokor, Tanah Merah	Gold	352	09.03.18
36	Pelangimas Suria Sdn. Bhd.	ML 7/2013	Galas, Gua Musang	Limestone	49.93	08.05.23
37	Perniagaan Hj. Abdul Rahman B. Awang	ML 9/2013	Belimbing, Jeli	Gold	202.30	08.07.18
38	An Nur Technology Services Sdn. Bhd.	ML 10/2013	Ulu Nenggiri, Gua Musang	Iron Ore	240.50	02.12.18
39	Euro Saga Sdn. Bhd.	ML 12/2013	Galas, Gua Musang	Iron Ore	180	21.08.18
40	Apsb Tech. Corporation Sdn. Bhd.	ML 13/2013	Bt. Mengkebang, Kuala Krai	Gold	248.98	14.08.18
41	Alam Tasik Mining Sdn. Bhd.	ML 14/2013	Aring 6, Gua Musang	Manganese	113.40	03.09.18

42	Alaf Ideal Sdn. Bhd.	ML 15/2013	Chiku, Gua Musang	Gold	27.79	22.01.22
43	Alaf Ideal Sdn. Bhd.	ML 16/2013	Chiku, Gua Musang	Gold	59.70	22.01.22
44	One Two Nine Cash (M) Sdn. Bhd.	ML 18/2013	Kuala Stong, Kuala Krai	Manganese	75.19	10.09.18
45	Bayu Sri Bintang Sdn. Bhd.	ML 20/2013	Ulu Nenggiri, Gua Musang	Gold	99.99	23.11.18
46	Iscorp Sdn. Bhd.	ML 21/2013	Chiku, Gua Musang	Manganese	32.99	17.12.18
47	GTM Indah Purnama Sdn. Bhd.	ML 1/2014	Kuala Balah, Jeli	Gold	64.00	20.10.19
48	Sykt. Perlombongan Gua Musang Sdn. Bhd.	ML 2/2014	Ulu Nenggiri, Gua Musang	Dimension stone	40.47	18.01.24
49	Perbadanan Kemajuan Islam Negeri Kelantan (PKINK)	ML 3/2014	Galas, Gua Musang	Gold	30.32	26.02.24
50	Perbadanan Kemajuan Islam Negeri Kelantan (PKINK)	ML 4/2014	Galas, Gua Musang	Gold	24.57	26.02.24
51	Neutraland Mining Sdn. Bhd.	ML 5/2014	Sokor, Tanah Merah	Iron Ore	223.20	26.02.19
52	WMZ Resources Sdn. Bhd.	ML 6/2014	Galas, Gua Musang	Feldspar	70.00	26.02.19
53	Dataran Mineral Sdn. Bhd.	ML 9/2014	Ulu Nenggiri, Gua Musang	Gold	135	03.08.19
54	Damai Corporite Services Sdn. Bhd.	ML 10/2014	Lojing, Gua Musang	Iron Ore	249.90	03.09.19
55	Taishan Titanium Ore Sdn. Bhd.	ML 1/2015	Sokor, Tanah Merah	Gold	78.95	13.09.20
56	Cemara Desa Sdn. Bhd.	ML 3/2015	Chiku, Gua Musang	Manganese	99.33	16.03.23
57	Palma Sekata Sdn. Bhd.	ML 4/2015	Olak Jeram, Kuala Krai	Tin Ore	64.60	30.03.20
58	Palma Sekata Sdn. Bhd.	ML 5/2015	Olak Jeram, Kuala Krai	Tin Ore	35.38	30.03.20
59	Embun Pertiwi Sdn. Bhd.	ML 6/2015	Chiku, Gua Musang	Dimension Stone	100.00	19.04.20
60	Mykel Mine Sdn. Bhd.	ML 7/2015	Lojing, Gua Musang	Iron Ore	60.03	20.04.20
61	Inai Teknik Sdn. Bhd.	ML 8/2015	Air Degong, Jeli	Gold	15.03	25.05.18
62	Inai Teknik Sdn. Bhd.	ML 9/2015	Air Degong, Jeli	Gold	54.21	25.05.18
63	A.H.D. Exclusive Sdn. Bhd.	ML 10/2015	Gua Setir, Jeli	Gold	100.03	28.04.20
64	Akademi Sdn. Bhd.	ML 11/2015	Kuala Stong, Dabong	Iron Ore	200.04	12.05.20

65	Akademi Yakin Sdn. Bhd.	ML 12/2015	Kuala Stong, Dabong	Iron Ore	149.93	12.05.20
66	Mykel Mine Sdn. Bhd.	ML 13/2015	Lojing Gua Musang	Iron Ore	99.88	13.06.20
67	Seyma Textile Sdn. Bhd.	ML 16/2015	Jeli	Gold	100.00	22.06.20
68	Aura Angkasa Sdn. Bhd.	ML 17/2015	Jedok, Tanah Merah	Gold	200.40	22.06.20
69	Azam Kasturi Sdn. Bhd.	ML 18/2015	Manek Urai, Kuala Krai	Tin Ore	73.22	26.07.20
70	Azam Kasturi Sdn. Bhd.	ML 19/2015	Manek Urai, Kuala Krai	Tin Ore	126.81	26.07.20
71	Kuasa Mewah Sdn. Bhd.	ML 21/2015	Sokor, Tanah Merah	Gold	199.41	24.10.18
72	Perbadanan Kemajuan Islam Negeri Kelantan (PKINK)	ML 22/2015	Galas, Gua Musang	Gold	49.74	14.10.25
73	TSM Jaya Mining Sdn. Bhd.	ML 23/2015	Dabong, Kuala Krai	Iron Ore	105.40	24.11.20
74	TSM Jaya Mining Sdn. Bhd.	ML 24/2015	Dabong, Kuala Krai	Iron Ore	107.35	24.11.20
75	Laman Segmen Mining Sdn. Bhd.	ML 25/2015	Hau, Lojing	Iron Ore	86.79	08.12.20
76	Akademi Yakin Sdn. Bhd.	ML 1/2016	Kuala Nal, Kuala Krai	Gold	150	22.05.19
77	Warisan Tiara (M) Sdn. Bhd.	ML 2/2016	Sokor, Tanah Merah	Gold	169.96	18.05.19
78	Yayasan Kelantan Darulnaim (YAKIN)	ML 3/2016	Galas, Gua Musang	Iron Ore	201	01.06.21
79	Pinji Seni Sdn. Bhd.	ML 4/2016	Kuala Balah, Jeli	Gold	29.49	10.08.21
80	Pinji Seni Sdn. Bhd.	ML 5/2016	Kuala Balah, Jeli	Gold	67.33	10.08.21
81	Yayasan Kelantan Darulnaim (YAKIN)	ML 6/2016	Ulu Nenggiri, Gua Musang	Tin Ore	66.73	20.08.21
82	Tengku Abdul Halim AlHaj	ML 7/2016	Sokor, Tanah Merah	Gold	439.44	24.09.26
83	Master Sequence Sdn. Bhd.	ML 8/2016	Ulu Nenggiri, Gua Musang	Gold	202.30	10.10.21
84	Silver Matrix Resources Sdn. Bhd.	ML 9/2016	Kuala Nal, Kuala Krai	Iron Ore	189.90	10.12.21
85	Classified Resources Sdn. Bhd.	ML 1/2017	Dabong, Kuala Krai	Gold	70.00	09.01.20
86	Rantau Teroka Mining Sdn. Bhd.	ML 2/2017	Chiku, Gua Musang	Feldspar	198.80	11.03.24
87	WM Gemilang Sdn. Bhd.	ML 3/2017	Sg. Degong, Jeli	Gold	197.20	26.03.22
88	Oriental Purity Sdn. Bhd.	ML 4/2017	Sokor, Tanah Merah	Gold	92.01	16.12.22

MINERAL TENEMENT HOLDERS (PROPRIETARY MINING LICENCE, PML)

No.	Licence Holder	Licence Number	Location	Mineral	Area (Hectares)	Expiry Date
1	Yayasan Kelantan Darulnaim (YAKIN)	PML 1/2009	Aring 5, Gua Musang	Manganese	51.57	17.10.20
2	Yayasan Kelantan Darulnaim (YAKIN)	PML 2/2009	Aring 5, Gua Musang	Manganese	9	12.06.18
3	Yayasan Kelantan Darulnaim (YAKIN)	PML 25/2009	Aring 5, Gua Musang	Manganese	116	26.08.19
4	Ladang Ibu Sdn. Bhd.	PML 7/2010	Pahi, Kuala Krai	Iron Ore	40	31.05.21
5	KSK Sawmill Sdn. Bhd.	PML 15/2013	Bt. Melintang, Jeli	Iron Ore	207.4	26.02.18
6	W. Mohamad Radzali W. Idris	PML 19/2013	Bt. Mengkebang, Kuala Krai	Iron Ore	0.75	13.04.18
7	W. Zakaria Hj. W. Sulaiman	PML 20/2013	Bt. Mengkebang, Kuala Krai	Iron Ore	1.47	15.04.18
8	Rashidah Hj Mahmood W.Ali W. Jaafar	PML 21/2013	Bt. Mengkebang, Kuala Krai	Iron Ore	1.14	13.04.18
9	W. Muhammad W. Taib	PML 22/2013	Bt. Mengkebang, Kuala Krai	Iron Ore	0.74	13.04.18
10	Omar Bin Awang	PML 27/2013	Temangan, Machang	Iron Ore	3.23	21.04.18
11	Mohd. Noor B. Manaf	PML 28/2013	Temangan, Machang	Iron Ore	2.99	15.04.18
12	Mohamed Din B. Draman	PML 29/2013	Temangan, Machang	Iron Ore	1.05	15.04.18
13	Muhamad Nor Bin Ali	PML 30/2013	Temangan, Machang	Iron Ore	1.52	20.04.18
14	Salmezi B. Mohamed	PML 31/2013	Temangan, Machang	Iron Ore	1.31	15.04.18
15	Wan Shah Rudden Wan Omar	PML 32/2013	Temangan, Machang	Iron Ore	2.63	21.04.18
16	Abdul Razak Bin Isa	PML 33/2013	Temangan, Machang	Iron Ore	1.16	15.04.18
17	Siti Zariah @ Meraiam Bt Harun	PML 34/2013	Temangan, Machang	Iron Ore	2.67	20.04.18
18	Wan Mah Bt Wan Hamat	PML 35/2013	Temangan, Machang	Iron Ore	1.68	15.04.18
19	Bidah Bt . Haron Mohamed Nor B. Haron	PML 36/2013	Temangan, Machang	Iron Ore	2.87	20.04.18
20	Ghani B. Mat Ali	PML 37/2013	Temangan, Machang	Iron Ore	1.48	20.04.18
21	Che Ali B. Jusoh	PML 38/2013	Temangan, Machang	Iron Ore	1.05	21.04.18
22	Rosdi B. Muhammad Yusof	PML 39/2013	Temangan, Machang	Iron Ore	2.27	15.04.18

23	Mohd Pauzi Sidik/ Rozani Mamat	PML 40/2013	Temangan, Machang	Iron Ore	2.09	20.04.18
24	Hazuna Bt. Mohamad Zain	PML 41/2013	Temangan, Machang	Iron Ore	1.96	13.04.18
25	Ab. Osman B. Setapa Hasiah Bt. Setapa Mahasan B. Setapa Makelthom Bt. Setapa Mat Jusoh @ Abdullah B. Setapa	PML 42/2013	Temangan, Machang	Iron Ore	2.79	15.04.18
26	Muhamad Faliza B. Ramly	PML 43/2013	Temangan, Machang	Iron Ore	1.56	21.04.18
27	Ezani Bin Ghazali	PML 44/2013	Temangan, Machang	Iron Ore	1.56	21.04.18
28	Siti Pauziah Bt Yaacob	PML 45/2013	Temangan, Machang	Iron Ore	1.96	21.04.18
29	Mat Samsudin B. Dollah/ Abdullah	PML 46/2013	Temangan, Machang	Iron Ore	1.56	21.04.18
30	Engku Norhazira Bt. Engku Hamzah	PML 47/2013	Temangan, Machang	Iron Ore	1.41	21.04.18
31	Yayasan Kelantan Darulnaim (YAKIN)	PML 48/2013	Chiku, Gua Musang	Iron Ore	170	24.04.18
32	Yayasan Kelantan Darulnaim (YAKIN)	PML 49/2013	Chiku, Gua Musang	Iron Ore	78	24.04.18
33	Yayasan Kelantan Darulnaim (YAKIN) (Plentiful Gold)	PML 34/2014	Aring 5, Gua Musang	Manganese	200	06.09.19
34	Yayasan Amal Malaysia	PML 48/2014	Aring 6, Gua Musang	Manganese	202	18.06.18
35	Lembaga Kemajuan Tanah Persekutuan (FELDA)	PML 49/2014	Aring 6, Gua Musang	Manganese	13.50	21.06.19
36	Lembaga Penyatuan Dan Pemulihan Tanah Persekutuan (FELCRA)	PML 60/2014	Lawang, Jedok	Iron Ore	27.89	20.12.19
37	Lembaga Kemajuan Tanah Persekutuan (FELDA)	PML 4/2015	Aring 5, Gua Musang	Manganese	28.00	08.02.20
38	Perbadanan Kemajuan Pertanian Selangor	PML 10/2015	Galas, Gua Musang	Feldspar	28	29.12.20
39	Perbadanan Kemajuan Pertanian Selangor	PML 11/2015	Galas, Gua Musang	Feldspar	40	29.12.20
40	Lembaga Penyatuan Dan Pemulihan Tanah Persekutuan (FELCRA)	PML 1/2016	Jeli, Tepi Sungai	Gold	69.74	28.03.21
41	Lembaga Penyatuan Dan Pemulihan Tanah Persekutuan (FELCRA)	PML 2/2016	Jeli, Tepi Sungai	Gold	71.11	28.03.21
42	Lembaga Penyatuan Dan Pemulihan Tanah Persekutuan (FELCRA)	PML 3/2016	Jeli, Tepi Sungai	Gold	41.65	28.03.21
43	Lembaga Kemajuan Tanah Persekutuan (FELDA)	PML 4/2016	Aring 5, Gua Musang	Manganese	160	16.07.21

44	Mohd. Jamil Mohamed	PML 5/2016	Tawang, Bachok	Silica Sand	0.94	16.07.18
45	Mohd. Jamil Mohamed	PML 6/2016	Tawang, Bachok	Silica Sand	0.34	16.07.18
46	Perbadanan Menteri Besar Kelantan	PML 2/2017	Sokor, Tanah Merah	Gold	196.60	18.12.22

MINERAL LICENCE HOLDER

No	Licence Holder	Licence No.	Address	Mineral	Location
1.	Ideal Minerals Sdn. Bhd.	LM/D/10/18	No 1&2, Jalan Bukit Idaman 8/1, Bukit Idaman, P.O Box 68100 Selayang, Selangor	Manganese	Gua Musang
2	Jangka Bakat Sdn. Bhd.	LM/D/13/18	Lot 485, Tingkat 1, Lembah Sireh, 15050 Kota Bharu, Kelantan	Manganese	Gua Musang
3	Sunbay Resources Sdn. Bhd.	LM/D/07/18	B2,Tingkat 2, Lorong Seri Kuantan 81, Kuantan Star City, 25250 Kuantan, Pahang	Manganese	Gua Musang
4	Lion Shan Group Sdn. Bhd.	LM/D/2/19	13A-2,Jalan Excella 1, Off Jalan Ampang Putra, Taman Ampang Hilir, 55100 Kuala Lumpur	Manganese	Gua Musang
5	Hajaria Sdn. Bhd.	LM/D/1/19	609, Blok A, Phileo Damansara 1, 9 Jalan 16/11, 46350 Petaling Jaya, Selangor	Manganese	Gua Musang
6	Ironco Mining Sdn. Bhd.	LM/D/01/18	No A-169,1 st Floor, Lorong IM 16/1,Bandar Indera Mahkota, Taman Seri Perdana, 25200 Kuantan, Pahang	Manganese	Gua Musang
7	Big Mountain Diversified Sdn. Bhd.	LM/D/4/19	Lot 809,1 st Floor, Jalan Sri Cemerlang, 15400 Kota Bharu, Kelantan	Manganese	Gua Musang
8	Syabas Tiara Sdn. Bhd.	LM/D/11/18	B-5-10,Kuchai Exchange, No 43, Jalan Kuchai Maju 13, 58200 Kuala Lumpur	Manganese	Gua Musang
9	Plentiful Gold-Class Berhad	LM/D/12/18	PT 8381, Taman Wangsa Mewangi, 18300 Gua Musang, Kelantan	Manganese	Gua Musang
10	Premas Lestari Sdn. Bhd.	LM/D/3/19	Jalan SS 9/2, Seri Setia, 47300 Petaling Jaya, Selangor	Manganese	Gua Musang
11	Ratusan Ardi Sdn. Bhd.	LM/D/08/19	Lot 485,Tingkat 1, Lembah Sireh, 15050 Kota Bharu, Kelantan	Manganese	Gua Musang

12	Broad Reliance Sdn. Bhd.	LM/D/03/18	Lot 485,Tingkat 1, Lembah Sireh, 15050 Kota Bharu, Kelantan	Iron Ore	Machang
13	Kelantan Gold Trade Sdn. Bhd.	LM/D/08/18	Tingkat Tiga, Bangunan PMBK, 15050 Kota Bharu, Kelantan	Gold	Tanah Merah
14	Sunline Assets Sdn. Bhd.	LM/D/05/18	No 13A-2,Jalan Excella 1, Off Jalan Ampang Putra, Taman Ampang Hilir, 55100 Kuala Lumpur	Manganese	Gua Musang
15	Tijarah Barakah Ventures	LM/D/04/18	No 4,Tingkat 1,Batu 3,Jalan Kuala Krai,Wakaf Che Yeh 15150 Kota Bharu, Kelantan	Gold	Kelantan

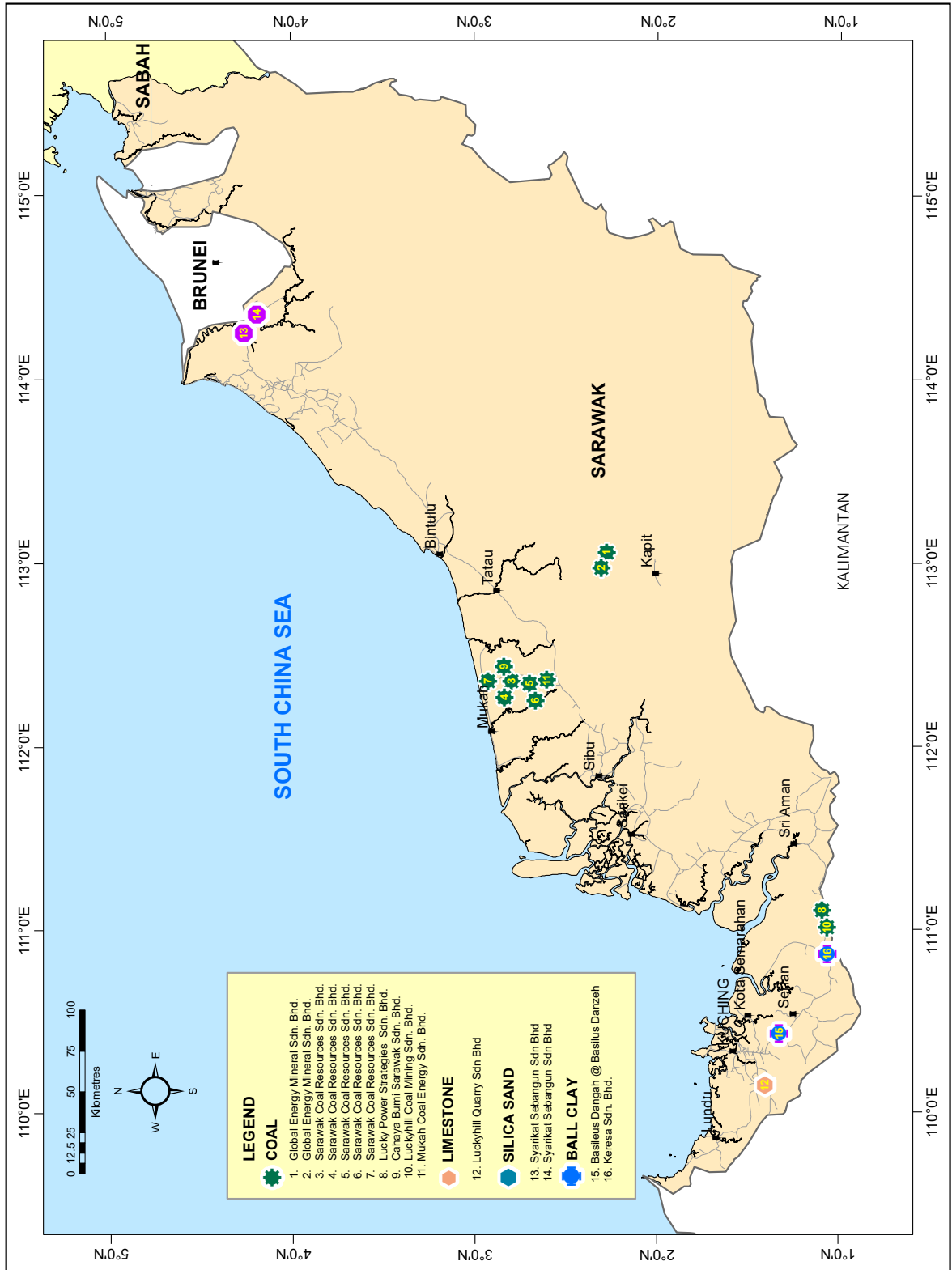
MINERAL AND ROCK MATERIAL EXPORTER

No.	Company Name	Minerals / Rock Material	Destinations
1.	Ideal Minerals Sdn. Bhd.	Manganese	China, Indonesia
2.	Permas Lestari Sdn. Bhd.	Manganese	China, Indonesia
3.	Ironco Mining Sdn. Bhd.	Manganese	China
4.	Hajaria Sdn. Bhd.	Manganese	China
5.	Ceramic Material Supply Sdn. Bhd.	Feldspar	Bangladesh, Indonesia
6.	Jangka Bakat Sdn. Bhd.	Manganese	China
7.	Sunbay Resources Sdn. Bhd.	Manganese	China
8.	Plentiful Gold Class Berhad	Manganese	China
9	Bug Mountain Sdn. Bhd.	Manganese	China
10	Syabas Tiara Sdn. Bhd.	Manganese	China
11	Lion Shan Group Sdn. Bhd.	Manganese	China
12	Ratusan Ardi Sdn. Bhd.	Manganese	China
13	Broad Reliance Sdn. Bhd.	Iron Ore	China



SARAWAK

LOKASI LOMBONG NEGERI SARAWAK, 2018
Location of Mines in Sarawak, 2018



DIRECTORY OF SARAWAK

SILICA SAND MINE

No.	Company Name	Address	Contact No.	Method	Location
1.	Syarikat Sebangun Sdn. Bhd.	Off 21km, Tanjung Kidurong Road, P.O Box 168, 97007 Bintulu, Sarawak	086 – 253 549	Open Cast	Ulu Linei, Marudi, Miri
2.	Syarikat Sebangun Sdn. Bhd.	Off 21km, Tanjung Kidurong, Road, P.O Box 168, 97007 Bintulu, Sarawak	086 – 253 549	Open Cast	Sungai Bakong, Miri

LIMESTONE MINE

No.	Company Name	Address	Contact No.	Method	Location
1.	Luckyhill Quarry Sdn. Bhd.	No. 103-104, Block M Level 3, RH Plaza Commercial Centre, Lorong Lapangan Terbang 1, 93350 Kuching, Sarawak	082 – 570 087	Open Cast	Bau, Kuching

COAL MINE

No.	Company Name	Address	Contact No.	Method	Location
1.	Global Energy Minerals Sdn. Bhd.	9th Floor, Menara Sarawak Energy, No. 1, The Isthmus, 93050 Kuching, Sarawak	082 – 244 712	Open Cast	Tebulan, Kapit
2.	Global Energy Minerals Sdn. Bhd.	9th Floor, Menara Sarawak Energy, No. 1, The Isthmus, 93050 Kuching, Sarawak	082 – 244 712	Open Cast	Belawie Mujan, Merit, Kapit
3.	Sarawak Coal Resources Sdn. Bhd.	No. 65-66, 1 st Floor, Mendu Commercial Centre, 93200 Kuching, Sarawak	082 – 339 411	Open Cast	Bergih, Mukah
4.	Sarawak Coal Resources Sdn. Bhd.	No. 65-66, 1 st Floor, Mendu Commercial Centre, 93200 Kuching, Sarawak	082 – 339 411	Open Cast	Hulu Penipah, Mukah
5.	Sarawak Coal Resources Sdn. Bhd.	No. 65-66, 1 st Floor, Mendu Commercial Centre, 93200 Kuching, Sarawak	082 – 339 411	Open Cast	Sg. Badengan Kanan & Sg. Belian Mati, Mukah
6.	Sarawak Coal Resources Sdn. Bhd.	No. 65-66, 1 st Floor, Mendu Commercial Centre, 93200 Kuching, Sarawak	082 – 339 411	Open Cast	BC3, Bukit Dinding, Mukah
7.	Sarawak Coal Resources Sdn. Bhd.	No. 65-66, 1 st Floor, Mendu Commercial Centre, 93200 Kuching, Sarawak	082 – 339 411	Open Cast	BC2, Mukah

8.	Mukah Coal Energy Sdn. Bhd.	Level 9, Titanium Tower, Lot 1 Brighton Square Jalan Song, 93350 Kuching, Sarawak	082 – 285 999	Open cast	Ulu Sikat, Mukah
9.	Cahaya Bumi Sarawak Sdn. Bhd.	3rd-4th Floor, Sublot 9, Lot 11071, S3 Curve, Jalan Simpang 3, 93350 Kuching, Sarawak	084-874 989	Open cast	CBS2, Ulu Sg. Bakau, Mukah
10.	Luckyhill Coal Mining Sdn. Bhd.	No. 21 st Floor, Lot 5439, Block 16, RH Plaza, Jalan Lapangan Terbang, 93250 Kuching, Sarawak	082-618 963	Under ground	Abok, Sri Aman
11.	Lucky Power Strategies Sdn. Bhd.	1 st Floor, Sublot 54, Sentosa Parade Commercial Centre, 7 th Mile Kuching/Serian Road, 93250 Kuching, Sarawak	082-618 963	Under ground	Silantek, Sri Aman

MINERAL TENEMENT HOLDERS (MINING LEASE, ML)

No.	Lease Holder	Lease Number	Location	Minerals	Area (Ha)	Expiry date
1.	Gladioli Enterprises Sdn. Bhd.	ML 139	G. Arong Bakit	Calcium Carbonate	45.30	09.01.25
2.	Global Energy Mineral Sdn. Bhd.	MC/1/2015(7D)	Belawie Mujan, Merit	Coal	2,485.30	30.06.34
3.	Global Energy Mineral Sdn. Bhd.	ML/2/2015(7D)	Longhill, Merit	Coal	657	30.06.34
4.	Global Energy Mineral Sdn. Bhd.	ML/3/2015(7D)	Tebulan, Merit	Coal	2,000	05.12.34
5.	Balingian Energy Minerals Sdn. Bhd.	ML/1/2016/10D	Balingian Coal-Fired Power Station	Coal	1,850	25.05.36
6.	Luckyhill Coal Mining Sdn. Bhd.	2D/1/97	Sg. Apeng & Abok	Coal	2,000	21.02.18 (under renewal)
7.	Lucky Power Strategies Sdn. Bhd.	2D/144/ML/2008	Silantek, Sri Aman	Coal	2,100	23.04.28
8.	Genesis Force Sdn. Bhd.	10D/MC/01/2003	Bedengan/ Mukah	Coal	282	25.06.18 (under renewal)
9.	Sarawak Coal Resources Sdn. Bhd.	10D/MC/1/2008	Bergih / Jalan Mukah/ Selangau, Mukah	Coal	5.22	19.02.23
10.	Sarawak Coal Resources Sdn. Bhd.	10D/MC/2/2008	Jalan Mukah /Selangau Kawasan Mukah Balingian	Coal	1.81	14.9.28
11.	Sarawak Coal Resources Sdn. Bhd.	ML/1/2012/10D	Bergih, Balingian	Coal	600	17.10.26
12.	Cahaya Bumi Sarawak Sdn. Bhd.	MC/01/2016/10D	Jalan Matadeng & Sg. Bakau	Coal	1.99	04.04.17 (under renewal)

13.	Bukit Lintang Enterprises Sdn. Bhd.	1D/134/ML/2008	Bukit Young, Bau	Gold	40.5	11.06.25
14.	Bukit Lintang Enterprises Sdn. Bhd.	ML/01/2012/1D	Jambusan Road, Bau	Gold	12.73	18.01.23
15.	Carino Sdn. Bhd.	ML/03/2012/1D	Tasik Biru, Jalan Bidi, Bau	Gold	49.38	04.03.24
16.	Bukit Lintang Enterprises Sdn. Bhd.	ML/02/2012/1D	Pegong Bekajang	Gold, Antimony	49	22.06.24
17.	Bukit Lintang Enterprises Sdn Bhd.	ML142	Tai Parit, Bau	Gold, Antimony	33.8	11.06.25
18.	Priority Trading Sdn. Bhd.	1D/137/ML/2008	Tai Ton, Bau	Gold, Antimony	2.6	22.06.24
19.	Priority Trading Sdn. Bhd.	ML136	Tai Ton, Bau	Gold, Calcium Carbonate	139.6	18.01.23
20.	Luckyhill Quarry Sdn. Bhd.	ID/00133/ML/L/02	Gunung Krian, Bau	Gold, Antimony, Lead, Marble, Calcium Carbonate	60.5	27.12.21
21.	Gladioli Enterprise Sdn Bhd	ML/04/2012/1D	Bidi, Bau	Gold, Antimony, Silver, Calcium Carbonate	58.58	09.01.25
22.	Buroi Mining Sdn. Bhd.	ML/138/1D	Sg. Buroi, Bau	Gold, Antimony, Silver, Calcium Carbonate	410	19.11.25
23.	Gladioli Enterprise Sdn Bhd	ML/01/2013/1D	Jugan Seringgok & Jamusan, Bau.	Gold, Antimony, Silver, Calcium Carbonate	194	22.01.33
24.	Gladioli Enterprise Sdn Bhd	ML/05/2012/1D	Jugan Road, Bau	Gold, Antimony, Silver, Calcium Carbonate	5.28	23.05.25
25.	Tasik Majumas Sdn. Bhd.	ML/02/2013/1D	Bidi Road, Bau.	Gold, Silver, Base Metals, Calcium Carbonate	126	15.07.21
26.	Stone & Quarry Sdn. Bhd.	MC/01/2014/8D	Sabal Kruin	Kaolinitic Clay	310	27.01.24
27.	Stone & Quarry Sdn. Bhd.	MC/2/2014/8D	Telagus, Abit	Kaolinitic Clay	154.7	02.03.24
28.	Stone & Quarry Sdn. Bhd.	SD/1/99	Sabal Kruin	Kaolinitic Clay	500	22.06.19
29.	Keresa Sdn. Bhd.	MC/01/2017/8D	Telagus, Kg Jeruk	Kaolinitic Clay	195	19.11.19


30.	Keresa Sdn. Bhd.	MC/1/2018/12D	Kg Telagus - Tapang Lebat, Jalan Serian/ Sri Aman	Kaolinitic Clay	733	27.03.20
31.	Syarikat Sebangun Sdn. Bhd	ML/1/2013/4D	Bakong, Baram.	Silica Sand	761	10.03.19
32.	Syarikat Sebangun Sdn. Bhd.	ML/4D/1/2016	Ridan, Marudi	Silica Sand	348	29.11.26
33.	Syarikat Sebangun Sdn. Bhd.	ML/4D/2/2016	Bakong, Baram	Silica Sand	155	29.11.26
34.	Syarikat Sebangun Sdn. Bhd	ML/4D/1/2018	Jalan Marudi, Ulu Lenei, Baram	Silica Sand	200	29.07.39
35.	Gabungan Tenaga Sdn. Bhd.	KD/1/2001	Munggu Raman, Lundu	Silica Sand	263	22.08. 21
36.	Perindustrian Sumber Sematan Sdn. Bhd.	KD/1/99	Kg. Jebak, Sematan	Silica Sand	282	10.05.19

MINERAL TENEMENT HOLDERS (PROPRIETARY MINING LICENCE, PML)

No.	Licence Holder	Licence Number	Location	Minerals	Area (Ha)	Expiry date
1.	Strategy Expert Sdn. Bhd.	PML/1/2012/10D	Selangau, Mukah	Coal	1,176	05.09.22
2.	Mukah Coal Energy Sdn. Bhd. (formerly known as Bella Magic Sdn. Bhd.)	PML/1/2013/10D	Ulu Sikat, Lot 35, Mukah	Coal	248	12.11.23
3.	Kim Hin Properties Sdn. Bhd.	PML 02/2015/1D	Lot 796, Blk 4, Matang	Ball Clay	2	19.04.25
4.	Jong Yeng Hui	PML 01/2015/1D	Lot 571, Blk 5, Salak	Ball Clay	2	19.04.25
5.	Basileus Dangeh @ Basilus Danzeh	PML/12D/1/2016	Lot 696 & lot 702 Blk 10, Sentah-Segu	Ball Clay	8	19.09.26

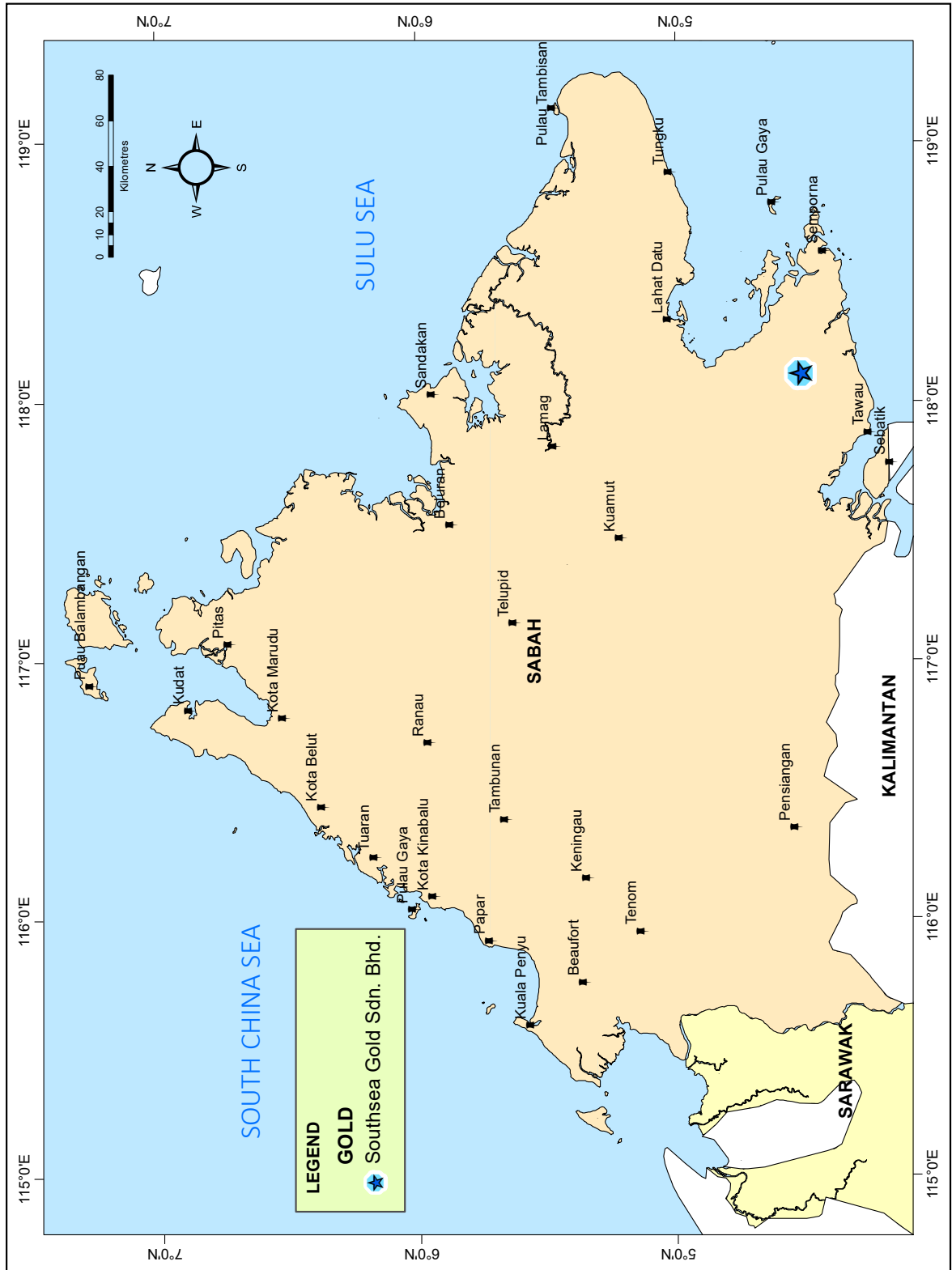
MINERAL AND ROCK MATERIAL EXPORTER

No.	Company Name	Mineral / Rock Material	Destinations
1.	Syarikat Sebangun Sdn. Bhd.	Silica Sand	Philippines, ROK, Japan, Indonesia, Singapore, Thailand
2.	La Primula Land (Sarawak) Sdn. Bhd.	Pebbles, Gravel, Crushed Stone, Aggregates	Brunei Darussalam



SABAH

LOKASI LOMBONG NEGERI SABAH, 2018
Location of Mines in SABAH, 2018



DIRECTORY OF SABAH

GOLD MINE

No.	Company Name	Address	Contact No.	Method	Location
1.	Southsea Gold Sdn. Bhd.	Lot 4, Block E, Bandar Nam Tung, Leila Road, Sandakan, Sabah	089-611 133 / 089- 618 633	Open cast	Tawau

MINERAL TENEMENT HOLDERS (PROSPECTING LICENCE, PL)

No.	Lease Holder	Lease Number	Location	Minerals	Area (Hectares)	Expiry date
1.	Southsea Gold Sdn. Bhd.	L.S.C. 4326.245.Vol1/ (101)	Balung, Tawau	Ag, Au, Cu, Pb, Zn and others base metals	20,000	31.12.20
2.	Lembah Tahana Sdn. Bhd.	L.S.C. 4326.249.Vol1/(74)	Mukim Tanah Rata/Kituntul & Mukim Lohan, Ranau	Au, Co, Cr, Cu, Fe, Mn, Ni, U and others base metals	9600	31.12.19

MINERAL TENEMENT HOLDERS (MINING LEASE, ML)

No.	Lease Holder	Lease Number	Location	Minerals	Area (Hectares)	Expiry date
1.	Southsea Gold Sdn. Bhd.	CL.105651438	Balung, Tawau	Gold, Copper, Silver	946.1	31.12.48

www.jmg.gov.my



Jabatan Mineral dan Geosains Malaysia

Ibu Pejabat, Aras 9, Menara PjH
No. 2, Jalan Tun Abdul Razak, Presint 2
62100 Putrajaya

Tel: +603-8871 6000

Fax: +603-8871 6145

E-mail: helpdesk@jmg.gov.my

RM70.00

ISSN 1675- 5200



9 771 675 520 00 1